

FORM 603

Corporations Act 2001

Section 671B

Notice of initial substantial holder**To: Company Name/Scheme: MIRVAC GROUP**ACN/ARSN: **003 280 699****1. Details of substantial holder**

Name: Commonwealth Bank of Australia ACN 123 123 124 (CBA) and its related bodies corporate listed in annexure A

The holder became a substantial holder on: **15/07/2015****2. Details of voting power**

The total number of votes attached to all the voting shares in the company or voting interests in the scheme that the substantial holder or an associate had a relevant interest in on the date the substantial holder became a substantial holder are as follows.

Class of securities	Number of securities	Person's votes	Voting power (%)
Fully Paid ordinary shares	131,214,809	131,214,809	3.54

For the Securities (if any) listed below see NOTE 1 at the end of this form

Class of securities	Number of securities	Person's votes	Voting power (%)
Fully Paid ordinary shares	53,808,162	53,808,162	1.45

Class of securities	Number of securities	Person's votes	Voting power (%)
GRAND TOTAL Fully paid ordinary shares	185,022,971	185,022,971	5.00

3. Details of relevant interests

The nature of the relevant interest the substantial holder or an associate had in the following voting securities on the date the substantial holder became a substantial holder are as follows:

Holder of relevant interest	Nature of relevant interest	Class and number of securities
CBA Equities Limited ACN 003 485 952	<p>Relevant interest under paragraph 608(1)(b) and/or 608(1)(c) of the Corporations Act 2001 (Cth), being a relevant interest arising as a result of having the power to control the exercise of the right to vote attached to securities and/or to control the exercise of the power to dispose of securities in a proprietary capacity (including as a result of underwriting activities), but where the securities are held by a nominee or custodian for CBAE. In addition, if any OTC derivatives, warrants or other securities (other than ordinary shares or ordinary units (as applicable)) are referred to below in this row, the relevant interest in respect of those securities arises under subsection 608(8) being an accelerated relevant interest held in the same capacity.</p> <p>Nature of relevant interest derived from; ordinary shares 9,611,703</p>	<p>9,611,703 Fully paid ordinary shares</p>
Avanteos Investments Limited ACN 096 259 979	<p>Relevant interest under paragraph 608(1)(a), 608(1)(b) and 608(1)(c) of the Corporations Act 2001 (Cth), being a relevant interest arising as a result of being the registered holder of the relevant securities in its capacity as a superannuation trustee. In addition, if any OTC derivatives, warrants or other securities (other than ordinary shares or ordinary units (as applicable)) are referred to below in this row, the relevant interest in respect of those securities arises under subsection 608(8) being an accelerated relevant interest held in the same capacity.</p> <p>Nature of relevant interest derived from; ordinary shares 566,038</p>	<p>566,038 Fully paid ordinary shares</p>
Colonial First State Investments Limited (Note 1) ACN 002 348 352	<p>Relevant interest under paragraph 608(1)(b) and/or 608(1)(c) of the Corporations Act 2001 (Cth), being a relevant interest arising from having the residual power to control the exercise of the right to vote attached to securities and/or to control the exercise of the power to dispose of securities in its capacity as a responsible entity of a managed investment scheme (which managed investment scheme is not managed by either Colonial First State Investments Limited or a related body corporate). In addition, if any OTC derivatives, warrants or other securities (other than ordinary shares or ordinary units (as applicable)) are referred to below in this row, the relevant interest in respect of those securities arises under subsection 608(8) being a residual accelerated relevant interest held in the same capacity. Colonial First State Investments Limited has authorised the manager of each such managed investment scheme to exercise the powers referred to in paragraph 608(1)(b) and/or 608(1)(c) of the Corporations Act 2001 (Cth) in relation to those</p>	<p>53,808,162 Fully paid ordinary shares</p>

	<p>securities managed by the manager to the exclusion of Colonial First State Investments Limited except for provisions allowing Colonial First State Investments Limited to terminate the agreement with the manager or to exercise those powers where the agreement is terminated.</p> <p>Nature of relevant interest derived from; ordinary shares 53,808,162</p>	
Realindex Investments Pty Limited ACN 133 312 017	<p>Relevant interest under paragraph 608(1)(b) and/or 608(1)(c) of the Corporations Act 2001 (Cth), being a relevant interest arising from having the power to control the exercise of the right to vote attached to securities and/or to control the exercise of the power to dispose of securities in its capacity as investment manager, as provided for under its investment mandates. In addition, if any OTC derivatives, warrants or other securities (other than ordinary shares or ordinary units (as applicable)) are referred to below in this row, the relevant interest in respect of those securities arises under subsection 608(8) being an accelerated relevant interest held in the same capacity.</p> <p>Nature of relevant interest derived from; ordinary shares 7,124,031</p>	<p>7,124,031 Fully paid ordinary shares</p>
Commonwealth Bank Officers Superannuation Corporation Pty Limited ACN 074 519 798	<p>Relevant interest under paragraph 608(1)(b) and/or 608(1)(c) of the Corporations Act 2001 (Cth), being a relevant interest arising from having the power to control the exercise of the right to vote attached to securities and/or to control the exercise of the power to dispose of securities in its capacity as trustee for the Officers' Superannuation Fund. In addition, if any OTC derivatives, warrants or other securities (other than ordinary shares or ordinary units (as applicable)) are referred to below in this row, the relevant interest in respect of those securities arises under subsection 608(8) being an accelerated relevant interest held in the same capacity.</p> <p>Nature of relevant interest derived from; ordinary shares 2,481,049</p>	<p>2,481,049 Fully paid ordinary shares</p>
Colonial First State Asset Management (Australia) Limited ACN 114 194 311	<p>Relevant interest under paragraph 608(1)(b) and/or 608(1)(c) of the Corporations Act 2001 (Cth), being a relevant interest arising from having the power to control the exercise of the right to vote attached to securities and/or to control the exercise of the power to dispose of securities in its capacity as investment manager (as provided for under its investment mandates). In addition, if any OTC derivatives, warrants or other securities (other than ordinary shares or ordinary units (as applicable)) are referred to below in this row, the relevant interest in respect of those securities arises under subsection 608(8) being an accelerated relevant interest held in the same capacity.</p> <p>Nature of relevant interest derived from;</p>	<p>111,431,988 Fully paid ordinary shares</p>

	ordinary shares 111,431,988	
Colonial First State Investments Limited ACN 002 348 352	<p>Relevant interest under paragraph 608(1)(b) and/or 608(1)(c) of the Corporations Act 2001 (Cth), being a relevant interest arising from having the power to control the exercise of the right to vote attached to securities and/or to control the exercise of the power to dispose of securities in its capacity as a responsible entity of a managed investment scheme (which managed investment scheme is managed by Colonial First Statement Investments Limited or a related body corporate). In addition, if any OTC derivatives, warrants or other securities (other than ordinary shares or ordinary units (as applicable)) are referred to below in this row, the relevant interest in respect of those securities arises under subsection 608(8) being an accelerated relevant interest held in the same capacity.</p> <p>Nature of relevant interest derived from; ordinary shares 137,501,797</p>	137,501,797 Fully paid ordinary shares
Commonwealth Bank Officers Superannuation Corporation Pty Limited ACN 074 519 798	<p>Relevant interest under paragraph 608(1)(b) and/or 608(1)(c) of the Corporations Act 2001 (Cth), being a relevant interest arising from having the power to control the exercise of the right to vote attached to securities and/or to control the exercise of the power to dispose of securities in its capacity as trustee for the Officers' Superannuation Fund. In addition, if any OTC derivatives, warrants or other securities (other than ordinary shares or ordinary units (as applicable)) are referred to below in this row, the relevant interest in respect of those securities arises under subsection 608(8) being an accelerated relevant interest held in the same capacity.</p> <p>Nature of relevant interest derived from; ordinary shares 6,009,198</p>	6,009,198 Fully paid ordinary shares
Sovereign Services Limited ACN 969417	<p>Relevant interest under paragraph 608(1)(c) of the Corporations Act 2001 (Cth), being a relevant interest arising from having the power to control the exercise of the power to dispose of securities in its capacity as investment manager, as provided for under its investment mandates, or in its capacity as the provider of a discretionary investment management service.. In addition, if any OTC derivatives, warrants or other securities (other than ordinary shares or ordinary units (as applicable)) are referred to below in this row, the relevant interest in respect of those securities arises under subsection 608(8) being an accelerated relevant interest held in the same capacity.</p> <p>Nature of relevant interest derived from; ordinary shares 204,778</p>	204,778 Fully paid ordinary shares
ASB Group Investments Limited Company Number 533945	<p>Relevant interest under paragraph 608(1)(b) and/or 608(1)(c) of the Corporations Act 2001 (Cth), being a relevant interest arising from having the power to control the exercise of the right to vote attached to securities</p>	1,422,803 Fully paid ordinary shares

	<p>and/or to control the exercise of the power to dispose of securities in its capacity as investment manager, as provided for under its investment mandates, as a life company holding statutory funds and as the responsible entity or manager of a managed investment scheme. In addition, if any OTC derivatives, warrants or other securities (other than ordinary shares or ordinary units (as applicable)) are referred to below in this row, the relevant interest in respect of those securities arises under subsection 608(8) being an accelerated relevant interest held in the same capacity.</p> <p>Nature of relevant interest derived from; ordinary shares 1,422,803</p>	
First State Investments (Hong Kong) Ltd ACN 206616	<p>Relevant interest under paragraph 608(1)(b) and/or 608(1)(c) of the Corporations Act 2001 (Cth), being a relevant interest arising from having the power to control the exercise of the right to vote attached to securities and/or to control the exercise of the power to dispose of securities in its capacity as discretionary investment manager, as provided for under its investment mandates. In addition, if any OTC derivatives, warrants or other securities (other than ordinary shares or ordinary units (as applicable)) are referred to below in this row, the relevant interest in respect of those securities arises under subsection 608(8) being an accelerated relevant interest held in the same capacity.</p> <p>Nature of relevant interest derived from; ordinary shares 203,146</p>	<p>203,146 Fully paid ordinary shares</p>
Colonial First State Investments Limited ACN 002 348 352	<p>Relevant interest under paragraph 608(1)(b) and/or 608(1)(c) of the Corporations Act 2001 (Cth), being a relevant interest arising from having the power to control the exercise of the right to vote attached to securities and/or to control the exercise of the power to dispose of securities in its capacity as a responsible entity of a managed investment scheme (which managed investment scheme is managed by Colonial First Statement Investments Limited or a related body corporate). In addition, if any OTC derivatives, warrants or other securities (other than ordinary shares or ordinary units (as applicable)) are referred to below in this row, the relevant interest in respect of those securities arises under subsection 608(8) being an accelerated relevant interest held in the same capacity.</p> <p>Nature of relevant interest derived from; ordinary shares 29,060,696</p>	<p>29,060,696 Fully paid ordinary shares</p>
Colonial First State Investments Limited (Note 1) ACN 002 348 352	<p>Relevant interest under paragraph 608(1)(b) and/or 608(1)(c) of the Corporations Act 2001 (Cth), being a relevant interest arising from having the residual power to control the exercise of the right to vote attached to securities and/or to control the exercise of the power to dispose of securities in its capacity as a responsible entity of a managed investment scheme (which managed investment scheme is not managed by either Colonial First State Investments Limited or a related</p>	<p>53,167,677 Fully paid ordinary shares</p>

	<p>body corporate). In addition, if any OTC derivatives, warrants or other securities (other than ordinary shares or ordinary units (as applicable)) are referred to below in this row, the relevant interest in respect of those securities arises under subsection 608(8) being a residual accelerated relevant interest held in the same capacity. Colonial First State Investments Limited has authorised the manager of each such managed investment scheme to exercise the powers referred to in paragraph 608(1)(b) and/or 608(1)(c) of the Corporations Act 2001 (Cth) in relation to those securities managed by the manager to the exclusion of Colonial First State Investments Limited except for provisions allowing Colonial First State Investments Limited to terminate the agreement with the manager or to exercise those powers where the agreement is terminated.</p> <p>Nature of relevant interest derived from; ordinary shares 53,167,677</p>	
<p>The Colonial Mutual Life Assurance Society Limited ACN 004 021 809</p>	<p>Relevant interest under paragraph 608(1)(a), 608(1)(b) and/or 608(1)(c) of the Corporations Act 2001 (Cth), being a relevant interest arising from holding securities, having the power to control the exercise of the right to vote attached to securities and/or to control the exercise of the power to dispose of securities in a proprietary capacity as a life insurance company. Statutory fund holdings are held by external custodians and voted by the relevant investment manager, so CMLA's relevant interest is qualified accordingly. In addition, if any OTC derivatives, warrants or other securities (other than ordinary shares or ordinary units (as applicable)) are referred to below in this row, the relevant interest in respect of those securities arises under subsection 608(8) being an accelerated relevant interest held in the same capacity.</p> <p>Nature of relevant interest derived from; ordinary shares 7,153,125</p>	<p>7,153,125 Fully paid ordinary shares</p>
<p>Colonial First State Asset Management (Australia) Limited ACN 114 194 311</p>	<p>Relevant interest under paragraph 608(1)(b) and/or 608(1)(c) of the Corporations Act 2001 (Cth), being a relevant interest arising from having the power to control the exercise of the right to vote attached to securities and/or to control the exercise of the power to dispose of securities in its capacity as investment manager (as provided for under its investment mandates). In addition, if any OTC derivatives, warrants or other securities (other than ordinary shares or ordinary units (as applicable)) are referred to below in this row, the relevant interest in respect of those securities arises under subsection 608(8) being an accelerated relevant interest held in the same capacity.</p> <p>Nature of relevant interest derived from; ordinary shares 70,225,584</p>	<p>70,225,584 Fully paid ordinary shares</p>
<p>First State Investment Management (UK) Limited</p>	<p>Relevant interest under paragraph 608(1)(b) and/or 608(1)(c) of the Corporations Act 2001 (Cth), being a</p>	<p>274,192 Fully paid ordinary shares</p>

ACN SC0 477 08

relevant interest arising from having the power to control the exercise of the right to vote attached to securities and/or to control the exercise the power to dispose of securities in its capacity as discretionary investment manager, as provided for under its investment mandates. In addition, if any OTC derivatives, warrants or other securities (other than ordinary shares or ordinary units (as applicable)) are referred to below in this row, the relevant interest in respect of those securities arises under subsection 608(8) being an accelerated relevant interest held in the same capacity.

Nature of relevant interest derived from;
ordinary shares 274,192

4. Details of present registered holders

The persons registered as holders of the securities referred to in paragraph 3 above are as follows

Holder of relevant interest	Registered holder of securities	Person entitled to be registered as holder	Class and number of securities
CBA Equities Limited ACN 003 485 952	Share Direct Nominees Pty Limited		1,011,703 Fully paid ordinary shares
CBA Equities Limited ACN 003 485 952	SBN Nominees Pty Limited		8,600,000 Fully paid ordinary shares
Avanteos Investments Limited ACN 096 259 979	Avanteos Investments Limited		566,038 Fully paid ordinary shares
Colonial First State Investments Limited (Note 1) ACN 002 348 352	Citicorp Nominees Pty Limited (Australia)		17,973,938 Fully paid ordinary shares
Colonial First State Investments Limited (Note 1) ACN 002 348 352	Northern Trust Company		590,562 Fully paid ordinary shares
Colonial First State Investments Limited (Note 1) ACN 002 348 352	UBS Nominees Pty Ltd		1,641,905 Fully paid ordinary shares
Colonial First State Investments Limited (Note 1) ACN 002 348 352	Citibank N A Hong Kong		33,601,757 Fully paid ordinary shares
Realindex Investments Pty Limited ACN 133 312 017	National Bank Nominees Pty Limited		653,180 Fully paid ordinary shares
Realindex Investments Pty Limited ACN 133 312 017	Citibank N A Hong Kong		6,470,851 Fully paid ordinary shares
Commonwealth Bank Officers Superannuation Corporation Pty Limited ACN 074 519 798	Citicorp Nominees Pty Limited (Australia)		2,481,049 Fully paid ordinary shares
Colonial First State Asset Management (Australia) Limited ACN 114 194 311	Nomura Bank (Luxembourg) S.A.		3,391,758 Fully paid ordinary shares
Colonial First State Asset Management (Australia) Limited ACN 114 194 311	HSBC UK		203,146 Fully paid ordinary shares
Colonial First State Asset Management (Australia) Limited ACN 114 194 311	Northern Trust Company		28,976,359 Fully paid ordinary shares
Colonial First State Asset Management (Australia) Limited ACN 114 194 311	Brown Brothers Harriman		9,478,152 Fully paid ordinary shares

Colonial First State Asset Management (Australia) Limited ACN 114 194 311	National Bank Nominees Pty Limited		2,049,020 Fully paid ordinary shares
Colonial First State Asset Management (Australia) Limited ACN 114 194 311	JPMorgan (UK)		4,642,155 Fully paid ordinary shares
Colonial First State Asset Management (Australia) Limited ACN 114 194 311	BNP Paribas Securities		4,266,436 Fully paid ordinary shares
Colonial First State Asset Management (Australia) Limited ACN 114 194 311	Citicorp Nominees Pty Limited (Australia)		49,483,105 Fully paid ordinary shares
Colonial First State Asset Management (Australia) Limited ACN 114 194 311	State Street Global Services		274,192 Fully paid ordinary shares
Colonial First State Asset Management (Australia) Limited ACN 114 194 311	Citigroup Prime Broker		84,337 Fully paid ordinary shares
Colonial First State Asset Management (Australia) Limited ACN 114 194 311	Citibank N A London		4,748,615 Fully paid ordinary shares
Colonial First State Asset Management (Australia) Limited ACN 114 194 311	Citibank N A Hong Kong		3,834,713 Fully paid ordinary shares

5. Consideration

The consideration paid for each relevant interest referred to in paragraph 3 above, and acquired in the four months prior to the day that the substantial holder became a substantial holder is as follows:

Holder of relevant interest	Date of acquisition	Consideration-Cash	Consideration-Non-Cash	Class and number of securities
See annexure B to this notice				

6. Associates

The reasons the persons named in paragraph 3 above are associates of the substantial holder are as follows:

Name and ACN/ARSN (if applicable)	Nature of association
ASB Group Investments Limited Company Number 533945	An indirect wholly-owned subsidiary, and therefore related body corporate, of Commonwealth Bank of Australia
First State Investments (Hong Kong) Ltd ACN 206616	An indirect wholly-owned subsidiary, and therefore related body corporate, of Commonwealth Bank of Australia
Commonwealth Bank Officers Superannuation Corporation Pty Limited ACN 074 519 798	A direct wholly-owned subsidiary, and therefore related body corporate, of Commonwealth Bank of Australia
CBA Equities Limited ACN 003 485 952	An indirect wholly-owned subsidiary, and therefore related body corporate, of Commonwealth Bank of Australia
Colonial First State Asset Management (Australia) Limited ACN 114 194 311	An indirect wholly-owned subsidiary, and therefore related body corporate, of Commonwealth Bank of Australia
First State Investment Management (UK) Limited ACN SC0 477 08	An indirect wholly-owned subsidiary, and therefore related body corporate, of Commonwealth Bank of Australia
Avanteos Investments Limited ACN 096 259 979	An indirect wholly-owned subsidiary, and therefore related body corporate, of Commonwealth Bank of Australia
Realindex Investments Pty Limited ACN 133 312 017	An indirect wholly-owned subsidiary, and therefore related body corporate, of Commonwealth Bank of Australia
First State Investments International Limited ACN SC0 790 63	An indirect wholly-owned subsidiary, and therefore related body corporate, of Commonwealth Bank of Australia
Commonwealth Private Limited ACN 125 238 039	An indirect wholly-owned subsidiary, and therefore related body corporate, of Commonwealth Bank of Australia
Colonial First State Investments Limited ACN 002 348 352	An indirect wholly-owned subsidiary, and therefore related body corporate, of Commonwealth Bank of Australia
Sovereign Services Limited ACN 969417	An indirect wholly-owned subsidiary, and therefore related body corporate, of Commonwealth Bank of Australia
The Colonial Mutual Life Assurance Society Limited ACN 004 021 809	An indirect wholly-owned subsidiary, and therefore related body corporate, of Commonwealth Bank of Australia

7. Addresses

The addresses of persons named in this form are as follows:

Name	Address
ASB Group Investments Limited Company Number 533945	Level 2, ASB North Wharf, 12 Jellicoe Street, Auckland, 1010 , New Zealand
First State Investments (Hong Kong) Ltd ACN 206616	6th Floor, Three Exchange Square, 8 Connaught Place, Central, Hong Kong
Commonwealth Bank Officers Superannuation Corporation Pty Limited ACN 074 519 798	Level 11 Tower 1, 201 Sussex St Sydney NSW 2001
CBA Equities Limited ACN 003 485 952	Ground Floor Tower 1, 201 Sussex Street, Sydney, NSW, 2000, Australia
Colonial First State Asset Management (Australia) Limited ACN 114 194 311	Ground Floor Tower 1, 201 Sussex Street, Sydney, NSW, 2000, Australia
First State Investment Management (UK) Limited ACN SC0 477 08	23 St Andrew Square Edinburgh EH2 1BB
Avanteos Investments Limited ACN 096 259 979	Ground Floor Tower 1, 201 Sussex Street, Sydney, NSW, 2000, Australia
Realindex Investments Pty Limited ACN 133 312 017	Ground Floor Tower 1, 201 Sussex Street, Sydney, NSW, 2000, Australia
First State Investments International Limited ACN SC0 790 63	23 St Andrew Square Edinburgh EH2 1BB
Commonwealth Private Limited ACN 125 238 039	Ground Floor Tower 1, 201 Sussex Street, Sydney, NSW, 2000, Australia
Colonial First State Investments Limited ACN 002 348 352	Ground Floor Tower 1, 201 Sussex Street, Sydney, NSW, 2000, Australia
Sovereign Services Limited ACN 969417	Level 2, ASB North Wharf, 12 Jellicoe Street, Auckland, 1010 , New Zealand
The Colonial Mutual Life Assurance Society Limited ACN 004 021 809	Ground Floor Tower 1, 201 Sussex Street, Sydney, NSW, 2000, Australia

8. Signature

NOTE 1--(This note is relevant to section 2,3,4 and 5)

The relevant interests in these securities:

- a) are/were held by Colonial First State Investments Limited (CFS) as responsible entity of the specified registered managed investment schemes and relate(d) to holdings in connection with the Colonial First State First Choice product range. Decisions to buy/sell those securities and exercise voting rights in relation to those securities are made by managers to whom CFS has outsourced those functions. By instrument dated 29 October 2001 the Australian Securities and Investments Commission ("ASIC") has granted certain relief to CFS and its related bodies corporate for these holdings from the applicable provisions of Chapter 6 of the Corporations Act in relation to the acquisition of or increase in voting power of such securities (the Manager Relief). These managers are not associates of, other than by virtue of an agreement in accordance with the terms of the Manager Relief, the Commonwealth Bank of Australia group; or
- b) are/were held by or for the benefit of specified index funds where the funds have an objective of maintaining a portfolio tracking error less than 0.5% per annum. ASIC has granted certain relief to CFS and its related bodies corporate for these holdings from the applicable provisions of Chapter 6 of the Corporations Act in relation to the acquisition of or increase in voting power of such securities.




Dated the 16 day of July 2015

Carla Collingwood-Company Secretary

Annexure A

This is annexure A referred to in Form 603, Notice of initial substantial holder dated 15/07/2015



Carla Collingwood

Company Secretary

Dated the 16 July 2015

SCHEDULE

ACADIAN ASSET MANAGEMENT (AUSTRALIA) LIMITED
ADVICE ESSENTIALS PTY LIMITED
AEGIS CORRECTIONAL PARTNERSHIP PTY LTD
AEGIS LIMITED
AHL HOLDINGS PTY LIMITED
ALTONA V6 PTY LIMITED
ASB BANK LIMITED
ASB CAPITAL LIMITED (NZX-ASBPA)
ASB CAPITAL NO.2 LIMITED (NZX-ASBPB)
ASB FINANCE LIMITED
ASB FUNDING LIMITED
ASB GROUP (LIFE) LIMITED
ASB GROUP INVESTMENTS LIMITED
ASB HOLDINGS LIMITED
ASB MANAGEMENT SERVICES LIMITED
ASB NOMINEES LIMITED
ASB SECURITIES LIMITED
ASKLEPIOS LIMITED
ASPIRE SCHOOLS FINANCING (QLD) PTY LIMITED
ASPIRE SCHOOLS HOLDINGS (QLD) PTY LIMITED
AUSIEX NOMINEES PTY LIMITED
AUSTRALIAN INVESTMENT EXCHANGE LIMITED
AVANTEOS INVESTMENTS LIMITED
AVANTEOS PTY LTD
BANK OF HANGZHOU CO. LTD
BANKWEST FOUNDATION LIMITED
BDELTA VESSEL NO 1 PTY LTD
BDELTA VESSEL NO 2 PTY LTD
BDELTA VESSEL NO 3 PTY LTD
BDELTA VESSEL NO 4 PTY LTD
BOCOMMLIFE INSURANCE COMPANY LIMITED
BOND INVESTMENTS NO 1 LIMITED
BOND INVESTMENTS UK LIMITED
BURDEKIN INVESTMENTS LIMITED
BW FINANCIAL ADVICE LIMITED
BW SECURITISATION MANAGEMENT PTY LTD
BWA GROUP SERVICES PTY LTD
BWA INTELLECTUAL PROPERTY HOLDINGS LIMITED
CABLE BEACH PTY LIMITED
CAPITAL 121 PTY LIMITED
CARDS NZ LIMITED
CBA (EUROPE) FINANCE LTD
CBA A320 4077 PTY LTD
CBA A320 5156 PTY LIMITED
CBA A320 5249 PTY LTD
CBA A320 5289 PTY LTD
CBA A320 5638 PTY LTD
CBA A320 AIRCRAFT NO1 PTY LTD
CBA A330 1427 Pty Ltd
CBA A330 1453 PTY LIMITED
CBA AIR A320 2714 PTY LTD
CBA AIR PTY LTD
CBA ASSET FINANCE (NZ) LIMITED
CBA ASSET HOLDINGS (NZ) LIMITED
CBA B377 37091 PTY LTD
CBA CAPITAL AUSTRALIA (NO 2) PTY LIMITED
CBA CAPITAL AUSTRALIA LIMITED
CBA CAPITAL HOLDINGS INC.
CBA CAPITAL TRUST I
CBA CAPITAL TRUST II
CBA CORPORATE SERVICES (NSW) PTY LIMITED
CBA CORPORATE SERVICES (VIC) PTY LIMITED
CBA EQUITIES LIMITED
CBA EUROPE LIMITED
CBA FUNDING (NZ) LIMITED
CBA FUNDING HOLDINGS PTY LTD
CBA FUNDING TRUST I
CBA INTERNATIONAL FINANCE PTY. LIMITED
CBA INVESTMENTS (NO.4) LIMITED
CBA INVESTMENTS PTY LIMITED (PENDING DEREGISTRATION as at 5 JUNE 2015)
CBA IT CO PTY LIMITED
CBA MTE RAIL COMPANY PTY LIMITED
CBA NZ HOLDING LIMITED
CBA RAIL & TRAM COMPANY PTY LIMITED
CBA REAL ESTATE FUNDING (NZ) LIMITED
CBA SA HOLDINGS PROPRIETARY LIMITED
CBA SERVICES SINGAPORE PTE LTD
CBA SPECIALISED FINANCING PTY LIMITED
CBA STAFF COMMUNITY FUND LIMITED
CBA USD FUNDING LIMITED
CBA USD INVESTMENTS PTY LIMITED
CBFC LEASING PTY. LIMITED
CBFC LIMITED
CFS Newham Limited
CFSPAI EUROPE CO LIMITED (formerly known as CFSPAI MALTA CO LIMITED)
CFSPAI EUROPE HOLDCO LIMITED (formerly known as CFSPAI MALTA HOLDCO LIMITED)
CHRISTMAS BREAK PTY LTD
CHULLORA EQUITY INVESTMENT (NO 1) PTY LIMITED

CHULLORA EQUITY INVESTMENT (NO 2) PTY LIMITED
 CHULLORA EQUITY INVESTMENT (NO 3) PTY LIMITED
 CIPL ARARAT PTY LTD
 CIPL SA SCHOOLS PTY LTD
 CISL (HAZELWOOD) PTY. LIMITED
 CITICORP NOMINEES PTY LTD AS CUSTODIAN FOR THE TRUSTEE OF COLONIAL FIRST STATE ACTIVE INFRASTRUCTURE INCOME FUND
 CM-SOMERTON PTY. LTD.
 CMG ASIA LIFE HOLDINGS LIMITED
 CMG ASIA PTY LTD
 COLLATERAL LEASING PTY LTD
 Colonial (UK) Trustees Limited
 COLONIAL FINANCE PTY LIMITED
 COLONIAL FIRST STATE ASSET MANAGEMENT (AUSTRALIA) LIMITED
 COLONIAL FIRST STATE GROUP LIMITED
 COLONIAL FIRST STATE INFRASTRUCTURE HOLDINGS LIMITED
 COLONIAL FIRST STATE INFRASTRUCTURE MANAGERS (AUSTRALIA) PTY LTD
 Colonial First State Investment Managers (UK) Limited
 COLONIAL FIRST STATE INVESTMENTS LIMITED
 COLONIAL FIRST STATE MANAGED INFRASTRUCTURE LIMITED
 COLONIAL HOLDING COMPANY LIMITED
 COLONIAL MUTUAL SUPERANNUATION PTY. LTD.
 COLONIAL SERVICES PTY LIMITED
 COMMBANK EUROPE LIMITED
 COMMBANK MANAGEMENT CONSULTING (ASIA) COMPANY LIMITED
 COMMBANK MANAGEMENT CONSULTING (SHANGHAI) COMPANY LIMITED
 COMMCAPITAL S.A.R.L
 COMMFOUNDATION PTY LIMITED
 COMMINTERNATIONAL LIMITED
 COMMONWEALTH AUSTRALIA SECURITIES LLC
 COMMONWEALTH BANK OF AUSTRALIA
 COMMONWEALTH BANK OF AUSTRALIA (CHENG'AN) COUNTY BANK CO. LTD.
 COMMONWEALTH BANK OF AUSTRALIA (CIXIAN) COUNTY BANK CO. LTD
 COMMONWEALTH BANK OF AUSTRALIA (DENGFENG) COUNTY BANK CO. LTD
 COMMONWEALTH BANK OF AUSTRALIA (HANDANXIAN) COUNTY BANK CO. LTD.
 COMMONWEALTH BANK OF AUSTRALIA (JIYUAN) COUNTY BANK CO. LTD
 COMMONWEALTH BANK OF AUSTRALIA (LANKAO) COUNTY BANK CO. LTD
 COMMONWEALTH BANK OF AUSTRALIA (LUANCHENG) COUNTY BANK CO. LTD
 COMMONWEALTH BANK OF AUSTRALIA (MIANCHI) COUNTY BANK CO. LTD
 COMMONWEALTH BANK OF AUSTRALIA (SHEXIAN) COUNTY BANK CO. LTD
 COMMONWEALTH BANK OF AUSTRALIA (UK) STAFF BENEFITS SCHEME TRUSTEE COMPANY LIMITED
 COMMONWEALTH BANK OF AUSTRALIA (WEIXIAN) COUNTY BANK CO. LTD.
 COMMONWEALTH BANK OF AUSTRALIA (WENXIAN) COUNTY BANK CO. LTD
 COMMONWEALTH BANK OF AUSTRALIA (XINJI) COUNTY BANK CO. LTD
 COMMONWEALTH BANK OF AUSTRALIA (YICHUAN) COUNTY BANK CO. LTD
 COMMONWEALTH BANK OF AUSTRALIA (YONGCHENG) COUNTY BANK CO. LTD
 COMMONWEALTH BANK OF AUSTRALIA (YONGNIAN) COUNTY BANK CO. LTD
 COMMONWEALTH BANK OFFICERS
 SUPERANNUATION CORPORATION PTY LIMITED
 Commonwealth Custodial Services Pty Ltd
 COMMONWEALTH DEVELOPMENT BANK OF AUSTRALIA PTY LIMITED
 COMMONWEALTH FINANCIAL PLANNING LIMITED
 COMMONWEALTH INSURANCE HOLDINGS LIMITED
 COMMONWEALTH INSURANCE LIMITED
 COMMONWEALTH INVESTMENT SERVICES PTY LIMITED (PENDING DEREGISTRATION AS AT 3/7/15)
 COMMONWEALTH INVESTMENTS PTY LIMITED
 COMMONWEALTH PRIVATE LIMITED
 COMMONWEALTH SECURITIES LIMITED
 COMMWEALTH INTERNATIONAL HOLDINGS PTY LIMITED
 COMSEC NOMINEES PTY LIMITED
 CORE EQUITY SERVICES NOMINEES PTY LIMITED
 COUNT FINANCE PTY LIMITED
 COUNT FINANCIAL LIMITED
 CPPIB AUSTRALIAN HOLDINGS NO. 1 PTY LIMITED
 CRYSTAL AVENUE PTY LIMITED
 CTB AUSTRALIA LIMITED
 DAWNRAPTOR PTY LTD ATF DAWNRAPTOR TRUST
 EDGE FIELD MARKETING PROPRIETARY LIMITED
 EMERALD HOLDING COMPANY PTY LIMITED
 EQUIGROUP HOLDINGS PTY LIMITED
 FINANCIAL WISDOM LIMITED
 FINCONNECT (AUSTRALIA) PTY LTD
 FIRST STATE CINDA FUND MANAGEMENT COMPANY LIMITED
 First State Diversified Hedge Fund Limited
 First State European Diversified Infrastructure Sarl
 First State Funds Plc
 First State Global Umbrella Fund Public Limited Company
 First State Hedge Funds SPC Limited
 FIRST STATE INFRASTRUCTURE MANAGERS (INTERNATIONAL) LIMITED
 First State Infrastructure S.à r.l.
 First State Investment Management (UK) Limited
 FIRST STATE INVESTMENT MANAGERS (ASIA) LIMITED
 First State Investment Services (UK) Limited
 FIRST STATE INVESTMENTS (HONG KONG) LIMITED
 FIRST STATE INVESTMENTS (JAPAN) LIMITED
 FIRST STATE INVESTMENTS (NZ) LIMITED


FIRST STATE INVESTMENTS (SINGAPORE)
First State Investments (UK Holdings) Limited
First State Investments (UK) Limited
FIRST STATE INVESTMENTS (US) LLC
First State Investments Fund Management Sarl
First State Investments GIP Management Sarl
FIRST STATE INVESTMENTS GLOBAL RESOURCES
LONG SHORT FUND LIMITED (PENDING
DEREGISTRATION)
FIRST STATE INVESTMENTS GLOBAL RESOURCES
LONG SHORT MASTER FUND LIMITED (PENDING
DEREGISTRATION)
FIRST STATE INVESTMENTS HOLDINGS
(SINGAPORE) LIMITED
First State Investments ICVC
First State Investments International Inc
First State Investments International Limited
FIRST STATE NOMINEES (HONG KONG) LIMITED
FSIB LTD (formerly known as FIRST STATE
INVESTMENTS (BERMUDA) LIMITED)
FSIC Limited (formerly known as First State
Investments (Cayman) Limited)
GT USD FUNDING PTY LIMITED
HAZELWOOD INVESTMENT COMPANY PTY
LIMITED
HEBEI XINSHISANG INDUSTRIAL CO. LTD
HOMEPATH PTY LIMITED
HUAYU AGRICULTURAL SCIENCE AND
TECHNOLOGY CO. LTD.
INVERLOCH LEASING PTY LIMITED
INVESTMENT CUSTODIAL SERVICES LIMITED
INVESTOR SECURITIES PTY LTD
INVESTORWEB.COM. PTY LIMITED
IWL BROKING SOLUTIONS LIMITED
IWL LIMITED
JACQUES MARTIN ADMINISTRATION AND
CONSULTING PTY LTD
JACQUES MARTIN PTY. LTD.
Lochness Holdings Limited
LOFT NO 1 PTY LIMITED
LOFT NO 2 PTY LIMITED
LOFT NO.3 PTY LIMITED
M M A L FLEET LEASE ARRANGER PTY LTD
(PENDING REGISTRATION)
MIS FUNDING NO.1 PTY LIMITED
MORTGAGE HOLDING TRUST COMPANY LIMITED
MTE DEBT VEHICLE PTY LTD
MTE LESSOR 1 PTY LTD
MTE LESSOR 2 PTY LTD
MTE LESSOR 3 PTY LTD
MTE LESSOR 4 PTY LTD
MTE LESSOR 5 PTY LTD
MTE NOMINEE PARTNER PTY LTD
NETSHARE NOMINEES PTY LTD
NEWPORT LIMITED
NIMITZ NOMINEES PTY LIMITED
ORE & OVERBURDEN PTY LIMITED
PREFERRED CAPITAL LIMITED
PREMIUM ALTERNATIVE INVESTMENTS PTY
LIMITED
PREMIUM CUSTODY SERVICES PTY LTD
PREMIUM PLANTATIONS PTY LIMITED
PREMIUM PLANTATIONS SERVICES PTY LTD
PT BANK COMMONWEALTH
PT COMMONWEALTH LIFE
PT FIRST STATE INVESTMENTS INDONESIA
Purangi Developments Limited
QILU BANK CO. LTD.
REALINDEX INVESTMENTS PTY LIMITED
RELIANCE ACHIEVER PTY LIMITED
RESIDENTIAL MORTGAGE GROUP PTY LTD
ROCK & RUBBLE (DEBT VEHICLE) PTY LIMITED
ROCK & RUBBLE (EXISTING) PTY LIMITED
ROCK & RUBBLE (NEW) PTY LIMITED
SAF MINING NO.2 PTY LIMITED
SAF Mining No1 Pty Limited
SAFE NO1 PTY LTD
SAFE NO17 PTY LIMITED
SAFE NO2 PTY LTD
SAFE NO3 PTY LTD
SAFE NO4 PTY LIMITED
SAFE NO9 PTY LIMITED
SAFE USD HOLDINGS PTY LTD
SBN NOMINEES PTY. LIMITED
SECURITISATION ADVISORY SERVICES PTY.
LIMITED
SECURITISATION MANAGEMENT SERVICES
LIMITED
SECURITY HOLDING INVESTMENT ENTITY LINKING
DEALS LIMITED
SENBARY PTY LIMITED
SHARE DIRECT NOMINEES PTY LIMITED
SHARE INVESTMENTS PTY LIMITED
SI Holdings Limited
SIF RAILWAY NO.1 PTY LIMITED
SIF RAILWAY NO.2 PTY LIMITED
SOUTH AUSTRALIAN FLEET LEASE ARRANGER
PTY LTD (PENDING DEREGISTRATION)
SOVEREIGN ASSURANCE COMPANY LIMITED
SOVEREIGN SERVICES LIMITED
SOVEREIGN SUPERANNUATION FUNDS LIMITED
SOVEREIGN SUPERANNUATION TRUSTEES
LIMITED
ST ANDREW'S AUSTRALIA PTY LTD
STATE NOMINEES LTD
SWAN SECURITISATION FINANCE PTY LIMITED (IN
LIQUIDATION)
SWAN SECURITISATION INVESTMENTS PTY LTD
(IN LIQUIDATION)
T.W. CUSTODIANS LIMITED
TANKSTREAM RAIL (BY - 1) PTY LIMITED
TANKSTREAM RAIL (BY - 2) PTY LIMITED
TANKSTREAM RAIL (BY - 3) PTY LIMITED
TANKSTREAM RAIL (BY - 4) PTY LIMITED
TANKSTREAM RAIL (SW - 1) PTY LIMITED
TANKSTREAM RAIL (SW - 2) PTY LIMITED
TANKSTREAM RAIL (SW - 3) PTY LIMITED
TANKSTREAM RAIL (SW - 4) PTY LIMITED
TANKSTREAM RAIL (VICTORIA) PTY LIMITED
THE COLONIAL MUTUAL LIFE ASSURANCE
SOCIETY LIMITED
TOTAL KEEN INVESTMENT LIMITED

TYME CAPITAL PROPRIETARY LIMITED
TYME INTELLECTUAL PROPERTIES PROPRIETARY
LIMITED
TYME INVESTMENTS PROPRIETARY LIMITED
TYME TECHNICAL SOLUTIONS PROPRIETARY
LIMITED
VATOSCAN PROPRIETARY LIMITED
VH-VZF PTY LTD
VH-VZG PTY LTD
VH-VZH PTY LTD
VICTORIAN FLEET LEASE ARRANGER PTY LTD

(PENDING DEREGISTRATION)
VIETNAM INTERNATIONAL BANK (VIETNAM
INTERNATIONAL COMMERCIAL JOINT STOCK
BANK)
VIPRO PTY LIMITED
Walkers Nominees Limited
WESTSIDE PROPERTIES LIMITED
WHITTAKER MACNAUGHT PTY. LTD.

Annexure B

This is annexure B referred to in Form 603, Notice of initial substantial holder dated **15/07/2015**



Carla Collingwood Company Secretary Dated the 16 July 2015

CBA Equities Limited ACN 003 485 952

Holder of relevant interest	Date of acquisition	Consideration Cash	Consideration Non-Cash	Class and number of securities
CBA Equities Limited ACN 003 485 952	Monday, 23 March 2015	N/A		3,000,000 Units (borrowed from Citigroup Global Markets Australia Pty Ltd, see Annexure C)
CBA Equities Limited ACN 003 485 952	Friday, 26 June 2015	N/A		1,600,000 Units (borrowed from Citigroup Global Markets Australia Pty Ltd, see Annexure C)
CBA Equities Limited ACN 003 485 952	Friday, 8 May 2015	N/A		7,000,000 Units (borrowed from Macquarie Bank Limited, see Annexure C)
CBA Equities Limited ACN 003 485 952	Thursday, 23 April 2015	N/A		2,500,000 Units (borrowed from Morgan Stanley Australia Securities Limited, see Annexure C)
CBA Equities Limited ACN 003 485 952	Friday, 5 June 2015	16,297,000.00		8,600,000 Units
CBA Equities Limited ACN 003 485 952	Friday, 13 March 2015	N/A		980,000 Units (borrowed from Barclays Capital Securities Ltd, see Annexure C)
CBA Equities Limited ACN 003 485 952	Wednesday, 25 March 2015	N/A		828,240 Units (borrowed from Barclays Capital Securities Ltd, see Annexure C)
CBA Equities Limited ACN 003 485 952	Monday, 20 April 2015	N/A		373,700 Units (borrowed from Barclays Capital Securities Ltd, see Annexure C)
CBA Equities Limited ACN 003 485 952	Wednesday, 3 June 2015	N/A		480,300 Units (borrowed from Barclays Capital Securities Ltd,

				see Annexure C)
CBA Equities Limited ACN 003 485 952	Wednesday, 3 June 2015	N/A		584,147 Units (borrowed from Barclays Capital Securities Ltd, see Annexure C)
CBA Equities Limited ACN 003 485 952	Wednesday, 3 June 2015	N/A		377,862 Units (borrowed from Barclays Capital Securities Ltd, see Annexure C)
CBA Equities Limited ACN 003 485 952	Wednesday, 3 June 2015	N/A		788,836 Units (borrowed from Barclays Capital Securities Ltd, see Annexure C)
CBA Equities Limited ACN 003 485 952	Tuesday, 30 June 2015	N/A		3,096,500 Units (borrowed from Barclays Capital Securities Ltd, see Annexure C)
CBA Equities Limited ACN 003 485 952	Tuesday, 7 July 2015	N/A		249,154 Units (borrowed from Barclays Capital Securities Ltd, see Annexure C)
CBA Equities Limited ACN 003 485 952	Monday, 16 March 2015	3,004.00		1,502 Units
CBA Equities Limited ACN 003 485 952	Monday, 16 March 2015	1,162.16		584 Units
CBA Equities Limited ACN 003 485 952	Monday, 16 March 2015	1,723.68		864 Units
CBA Equities Limited ACN 003 485 952	Monday, 16 March 2015	12,127.61		6,079 Units
CBA Equities Limited ACN 003 485 952	Monday, 16 March 2015	28,265.16		14,168 Units
CBA Equities Limited ACN 003 485 952	Tuesday, 17 March 2015	12,307.86		6,093 Units
CBA Equities Limited ACN 003 485 952	Tuesday, 17 March 2015	2,407.84		1,192 Units
CBA Equities Limited ACN 003 485 952	Tuesday, 17 March 2015	8,757.57		4,357 Units
CBA Equities Limited ACN 003 485 952	Tuesday, 17 March 2015	10,992.69		5,469 Units
CBA Equities Limited ACN 003 485 952	Tuesday, 17 March 2015	399.99		199 Units

CBA Equities Limited ACN 003 485 952	Wednesday, 18 March 2015	904.00		452 Units
CBA Equities Limited ACN 003 485 952	Wednesday, 18 March 2015	19,096.00		9,548 Units
CBA Equities Limited ACN 003 485 952	Thursday, 19 March 2015	119,452.00		59,726 Units
CBA Equities Limited ACN 003 485 952	Thursday, 19 March 2015	205,406.00		102,703 Units
CBA Equities Limited ACN 003 485 952	Thursday, 19 March 2015	2,980.00		1,490 Units
CBA Equities Limited ACN 003 485 952	Thursday, 19 March 2015	428,380.00		214,190 Units
CBA Equities Limited ACN 003 485 952	Wednesday, 1 April 2015	9,037.35		4,530 Units
CBA Equities Limited ACN 003 485 952	Wednesday, 1 April 2015	1,236.90		620 Units
CBA Equities Limited ACN 003 485 952	Wednesday, 1 April 2015	25,314.56		12,689 Units
CBA Equities Limited ACN 003 485 952	Wednesday, 1 April 2015	14,543.55		7,290 Units
CBA Equities Limited ACN 003 485 952	Wednesday, 1 April 2015	25,030.00		12,515 Units
CBA Equities Limited ACN 003 485 952	Wednesday, 1 April 2015	14,580.00		7,290 Units
CBA Equities Limited ACN 003 485 952	Thursday, 2 April 2015	86.43		43 Units
CBA Equities Limited ACN 003 485 952	Thursday, 2 April 2015	8,876.16		4,416 Units
CBA Equities Limited ACN 003 485 952	Tuesday, 7 April 2015	3,162.00		1,581 Units
CBA Equities Limited ACN 003 485 952	Tuesday, 7 April 2015	3,014.00		1,507 Units
CBA Equities Limited ACN 003 485 952	Tuesday, 7 April 2015	19,324.00		9,662 Units
CBA Equities Limited ACN 003 485 952	Tuesday, 7 April 2015	24,258.00		12,129 Units
CBA Equities Limited	Tuesday, 7 April 2015	28,430.00		14,215 Units

ACN 003 485 952				
CBA Equities Limited ACN 003 485 952	Tuesday, 7 April 2015	28,430.00		14,215 Units
CBA Equities Limited ACN 003 485 952	Tuesday, 7 April 2015	14,450.00		7,225 Units
CBA Equities Limited ACN 003 485 952	Thursday, 9 April 2015	7,688.25		3,825 Units
CBA Equities Limited ACN 003 485 952	Thursday, 9 April 2015	3,348.66		1,666 Units
CBA Equities Limited ACN 003 485 952	Thursday, 9 April 2015	1,507.50		750 Units
CBA Equities Limited ACN 003 485 952	Thursday, 9 April 2015	2,048.19		1,019 Units
CBA Equities Limited ACN 003 485 952	Thursday, 9 April 2015	52,122.06		25,803 Units
CBA Equities Limited ACN 003 485 952	Friday, 10 April 2015	110,788.32		54,308 Units
CBA Equities Limited ACN 003 485 952	Friday, 10 April 2015	26,173.20		12,830 Units
CBA Equities Limited ACN 003 485 952	Friday, 10 April 2015	14,810.40		7,260 Units
CBA Equities Limited ACN 003 485 952	Monday, 13 April 2015	10,689.60		5,240 Units
CBA Equities Limited ACN 003 485 952	Monday, 13 April 2015	14,810.40		7,260 Units
CBA Equities Limited ACN 003 485 952	Monday, 13 April 2015	49,754.62		24,631 Units
CBA Equities Limited ACN 003 485 952	Monday, 13 April 2015	60,327.30		29,865 Units
CBA Equities Limited ACN 003 485 952	Monday, 13 April 2015	14,737.80		7,260 Units
CBA Equities Limited ACN 003 485 952	Monday, 13 April 2015	29,766.00		14,520 Units
CBA Equities Limited ACN 003 485 952	Monday, 13 April 2015	4,141.00		2,020 Units
CBA Equities Limited ACN 003 485 952	Thursday, 16 April 2015	2,955.26		1,463 Units

CBA Equities Limited ACN 003 485 952	Thursday, 16 April 2015	10,100.00		5,000 Units
CBA Equities Limited ACN 003 485 952	Thursday, 16 April 2015	6,944.76		3,438 Units
CBA Equities Limited ACN 003 485 952	Thursday, 16 April 2015	6,301.70		3,074 Units
CBA Equities Limited ACN 003 485 952	Thursday, 16 April 2015	4,958.95		2,419 Units
CBA Equities Limited ACN 003 485 952	Thursday, 16 April 2015	692.90		338 Units
CBA Equities Limited ACN 003 485 952	Thursday, 16 April 2015	22,744.75		11,095 Units
CBA Equities Limited ACN 003 485 952	Thursday, 16 April 2015	30.75		15 Units
CBA Equities Limited ACN 003 485 952	Thursday, 16 April 2015	453.05		221 Units
CBA Equities Limited ACN 003 485 952	Thursday, 16 April 2015	1,570.30		766 Units
CBA Equities Limited ACN 003 485 952	Thursday, 16 April 2015	865.10		422 Units
CBA Equities Limited ACN 003 485 952	Thursday, 16 April 2015	14,800.20		7,255 Units
CBA Equities Limited ACN 003 485 952	Thursday, 16 April 2015	29,465.45		14,515 Units
CBA Equities Limited ACN 003 485 952	Friday, 17 April 2015	14,727.65		7,255 Units
CBA Equities Limited ACN 003 485 952	Monday, 20 April 2015	1.98		1 Units
CBA Equities Limited ACN 003 485 952	Tuesday, 21 April 2015	2,409.99		1,199 Units
CBA Equities Limited ACN 003 485 952	Tuesday, 21 April 2015	5,263.55		2,645 Units
CBA Equities Limited ACN 003 485 952	Tuesday, 21 April 2015	9,163.95		4,605 Units
CBA Equities Limited ACN 003 485 952	Tuesday, 21 April 2015	3,940.20		1,990 Units
CBA Equities Limited	Tuesday, 21 April 2015	10,414.80		5,260 Units

ACN 003 485 952				
CBA Equities Limited ACN 003 485 952	Tuesday, 21 April 2015	14,645.00		7,250 Units
CBA Equities Limited ACN 003 485 952	Tuesday, 21 April 2015	13,604.58		6,871 Units
CBA Equities Limited ACN 003 485 952	Tuesday, 21 April 2015	13,116.88		6,608 Units
CBA Equities Limited ACN 003 485 952	Tuesday, 21 April 2015	35,994.01		18,133 Units
CBA Equities Limited ACN 003 485 952	Tuesday, 21 April 2015	12,162.51		6,051 Units
CBA Equities Limited ACN 003 485 952	Tuesday, 21 April 2015	22,890.00		11,445 Units
CBA Equities Limited ACN 003 485 952	Wednesday, 22 April 2015	14,391.25		7,250 Units
CBA Equities Limited ACN 003 485 952	Wednesday, 22 April 2015	28,680.30		14,485 Units
CBA Equities Limited ACN 003 485 952	Wednesday, 22 April 2015	14,500.00		7,250 Units
CBA Equities Limited ACN 003 485 952	Wednesday, 22 April 2015	85,758.00		42,879 Units
CBA Equities Limited ACN 003 485 952	Wednesday, 22 April 2015	50,000.00		25,000 Units
CBA Equities Limited ACN 003 485 952	Wednesday, 22 April 2015	1,714.00		857 Units
CBA Equities Limited ACN 003 485 952	Wednesday, 22 April 2015	7,262.00		3,631 Units
CBA Equities Limited ACN 003 485 952	Wednesday, 22 April 2015	5,524.00		2,762 Units
CBA Equities Limited ACN 003 485 952	Thursday, 23 April 2015	36,620.58		18,129 Units
CBA Equities Limited ACN 003 485 952	Thursday, 23 April 2015	6.03		3 Units
CBA Equities Limited ACN 003 485 952	Thursday, 23 April 2015	20,093.97		9,997 Units
CBA Equities Limited ACN 003 485 952	Friday, 24 April 2015	19,232.18		9,202 Units

CBA Equities Limited ACN 003 485 952	Friday, 24 April 2015	8,230.42		3,938 Units
CBA Equities Limited ACN 003 485 952	Friday, 24 April 2015	4,984.65		2,385 Units
CBA Equities Limited ACN 003 485 952	Friday, 24 April 2015	15,152.50		7,250 Units
CBA Equities Limited ACN 003 485 952	Friday, 24 April 2015	52,474.24		25,228 Units
CBA Equities Limited ACN 003 485 952	Friday, 24 April 2015	17,571.84		8,448 Units
CBA Equities Limited ACN 003 485 952	Friday, 24 April 2015	5,372.64		2,583 Units
CBA Equities Limited ACN 003 485 952	Friday, 24 April 2015	39,193.44		18,843 Units
CBA Equities Limited ACN 003 485 952	Friday, 24 April 2015	33,069.92		15,899 Units
CBA Equities Limited ACN 003 485 952	Monday, 27 April 2015	6,814.08		3,276 Units
CBA Equities Limited ACN 003 485 952	Monday, 27 April 2015	13,185.12		6,339 Units
CBA Equities Limited ACN 003 485 952	Tuesday, 28 April 2015	2,620.62		1,266 Units
CBA Equities Limited ACN 003 485 952	Tuesday, 28 April 2015	2,616.48		1,264 Units
CBA Equities Limited ACN 003 485 952	Tuesday, 28 April 2015	4,777.56		2,308 Units
CBA Equities Limited ACN 003 485 952	Tuesday, 28 April 2015	7,650.72		3,696 Units
CBA Equities Limited ACN 003 485 952	Tuesday, 28 April 2015	2,334.96		1,128 Units
CBA Equities Limited ACN 003 485 952	Wednesday, 29 April 2015	6,526.08		3,168 Units
CBA Equities Limited ACN 003 485 952	Thursday, 14 May 2015	29,895.88		15,253 Units
CBA Equities Limited ACN 003 485 952	Friday, 15 May 2015	2,286.72		1,152 Units
CBA Equities Limited	Friday, 15 May 2015	2,006.84		1,011 Units

ACN 003 485 952				
CBA Equities Limited ACN 003 485 952	Friday, 15 May 2015	22,424.55		11,297 Units
CBA Equities Limited ACN 003 485 952	Friday, 15 May 2015	31,043.42		15,639 Units
CBA Equities Limited ACN 003 485 952	Friday, 15 May 2015	211.47		106 Units
CBA Equities Limited ACN 003 485 952	Friday, 15 May 2015	9,975.00		5,000 Units
CBA Equities Limited ACN 003 485 952	Friday, 15 May 2015	3,455.34		1,732 Units
CBA Equities Limited ACN 003 485 952	Friday, 15 May 2015	3,406.26		1,716 Units
CBA Equities Limited ACN 003 485 952	Friday, 15 May 2015	1,111.60		560 Units
CBA Equities Limited ACN 003 485 952	Friday, 15 May 2015	9,506.17		4,789 Units
CBA Equities Limited ACN 003 485 952	Friday, 15 May 2015	788.03		395 Units
CBA Equities Limited ACN 003 485 952	Monday, 18 May 2015	14,315.40		7,230 Units
CBA Equities Limited ACN 003 485 952	Monday, 18 May 2015	17,942.42		9,131 Units
CBA Equities Limited ACN 003 485 952	Monday, 18 May 2015	96,004.01		48,857 Units
CBA Equities Limited ACN 003 485 952	Monday, 18 May 2015	3,240.29		1,649 Units
CBA Equities Limited ACN 003 485 952	Wednesday, 20 May 2015	12,815.40		6,572 Units
CBA Equities Limited ACN 003 485 952	Wednesday, 20 May 2015	1,232.40		632 Units
CBA Equities Limited ACN 003 485 952	Thursday, 21 May 2015	237,961.50		121,100 Units
CBA Equities Limited ACN 003 485 952	Thursday, 21 May 2015	50,064.27		25,478 Units
CBA Equities Limited ACN 003 485 952	Friday, 22 May 2015	14,333.97		7,203 Units

CBA Equities Limited ACN 003 485 952	Friday, 22 May 2015	14,292.00		7,200 Units
CBA Equities Limited ACN 003 485 952	Friday, 22 May 2015	14,256.00		7,200 Units
CBA Equities Limited ACN 003 485 952	Friday, 22 May 2015	14,184.00		7,200 Units
CBA Equities Limited ACN 003 485 952	Friday, 22 May 2015	32,960.78		16,689 Units
CBA Equities Limited ACN 003 485 952	Friday, 22 May 2015	35,563.83		18,007 Units
CBA Equities Limited ACN 003 485 952	Tuesday, 26 May 2015	19,897.92		10,152 Units
CBA Equities Limited ACN 003 485 952	Tuesday, 26 May 2015	14,301.93		7,205 Units
CBA Equities Limited ACN 003 485 952	Tuesday, 26 May 2015	28,603.85		14,410 Units
CBA Equities Limited ACN 003 485 952	Tuesday, 26 May 2015	13,738.96		6,904 Units
CBA Equities Limited ACN 003 485 952	Tuesday, 26 May 2015	96,192.62		48,338 Units
CBA Equities Limited ACN 003 485 952	Tuesday, 26 May 2015	35,849.85		18,015 Units
CBA Equities Limited ACN 003 485 952	Wednesday, 27 May 2015	12,414.60		6,270 Units
CBA Equities Limited ACN 003 485 952	Wednesday, 27 May 2015	14,364.00		7,200 Units
CBA Equities Limited ACN 003 485 952	Wednesday, 27 May 2015	12,414.60		6,270 Units
CBA Equities Limited ACN 003 485 952	Wednesday, 27 May 2015	3,692.70		1,865 Units
CBA Equities Limited ACN 003 485 952	Wednesday, 27 May 2015	22,529.75		11,350 Units
CBA Equities Limited ACN 003 485 952	Wednesday, 27 May 2015	28,737.98		14,405 Units
CBA Equities Limited ACN 003 485 952	Wednesday, 27 May 2015	22,112.90		11,140 Units
CBA Equities Limited	Thursday, 28 May 2015	14,480.04		7,204 Units

ACN 003 485 952				
CBA Equities Limited ACN 003 485 952	Thursday, 28 May 2015	19,999.50		9,950 Units
CBA Equities Limited ACN 003 485 952	Thursday, 28 May 2015	230,410.32		114,632 Units
CBA Equities Limited ACN 003 485 952	Thursday, 28 May 2015	1,684.38		838 Units
CBA Equities Limited ACN 003 485 952	Thursday, 28 May 2015	12.06		6 Units
CBA Equities Limited ACN 003 485 952	Thursday, 28 May 2015	11,467.05		5,705 Units
CBA Equities Limited ACN 003 485 952	Thursday, 28 May 2015	18,156.33		9,033 Units
CBA Equities Limited ACN 003 485 952	Thursday, 28 May 2015	1,248.21		621 Units
CBA Equities Limited ACN 003 485 952	Thursday, 28 May 2015	13,095.15		6,515 Units
CBA Equities Limited ACN 003 485 952	Thursday, 28 May 2015	4,323.51		2,151 Units
CBA Equities Limited ACN 003 485 952	Thursday, 28 May 2015	6.03		3 Units
CBA Equities Limited ACN 003 485 952	Friday, 29 May 2015	14,544.00		7,200 Units
CBA Equities Limited ACN 003 485 952	Friday, 29 May 2015	29,047.60		14,380 Units
CBA Equities Limited ACN 003 485 952	Friday, 29 May 2015	14,544.00		7,200 Units
CBA Equities Limited ACN 003 485 952	Friday, 29 May 2015	14,404.00		7,202 Units
CBA Equities Limited ACN 003 485 952	Friday, 29 May 2015	14,544.00		7,200 Units
CBA Equities Limited ACN 003 485 952	Friday, 29 May 2015	14,544.00		7,200 Units
CBA Equities Limited ACN 003 485 952	Friday, 29 May 2015	12,791.64		6,364 Units
CBA Equities Limited ACN 003 485 952	Friday, 29 May 2015	26,300.85		13,085 Units

CBA Equities Limited ACN 003 485 952	Monday, 1 June 2015	3,101.43		1,543 Units
CBA Equities Limited ACN 003 485 952	Monday, 1 June 2015	5,951.61		2,961 Units
CBA Equities Limited ACN 003 485 952	Monday, 1 June 2015	10,050.00		5,000 Units
CBA Equities Limited ACN 003 485 952	Monday, 1 June 2015	896.46		446 Units
CBA Equities Limited ACN 003 485 952	Monday, 1 June 2015	36,173.97		17,997 Units
CBA Equities Limited ACN 003 485 952	Tuesday, 2 June 2015	19,999.50		9,950 Units
CBA Equities Limited ACN 003 485 952	Thursday, 4 June 2015	1,989.00		1,020 Units
CBA Equities Limited ACN 003 485 952	Thursday, 4 June 2015	8,217.30		4,214 Units
CBA Equities Limited ACN 003 485 952	Friday, 5 June 2015	13,778.43		7,195 Units
CBA Equities Limited ACN 003 485 952	Friday, 5 June 2015	30,286.00		15,940 Units
CBA Equities Limited ACN 003 485 952	Friday, 5 June 2015	2,709.16		1,424 Units
CBA Equities Limited ACN 003 485 952	Friday, 5 June 2015	13,670.50		7,195 Units
CBA Equities Limited ACN 003 485 952	Friday, 5 June 2015	32,954.05		17,390 Units
CBA Equities Limited ACN 003 485 952	Tuesday, 9 June 2015	19,947.06		10,554 Units
CBA Equities Limited ACN 003 485 952	Wednesday, 10 June 2015	5,938.42		3,101 Units
CBA Equities Limited ACN 003 485 952	Friday, 12 June 2015	668.50		350 Units
CBA Equities Limited ACN 003 485 952	Friday, 12 June 2015	964.55		505 Units
CBA Equities Limited ACN 003 485 952	Friday, 12 June 2015	202.46		106 Units
CBA Equities Limited	Friday, 12 June 2015	278.86		146 Units

ACN 003 485 952				
CBA Equities Limited ACN 003 485 952	Friday, 12 June 2015	278.86		146 Units
CBA Equities Limited ACN 003 485 952	Friday, 12 June 2015	19,289.09		10,099 Units
CBA Equities Limited ACN 003 485 952	Friday, 12 June 2015	19,894.90		10,471 Units
CBA Equities Limited ACN 003 485 952	Friday, 12 June 2015	1,165.10		610 Units
CBA Equities Limited ACN 003 485 952	Friday, 12 June 2015	6,385.13		3,343 Units
CBA Equities Limited ACN 003 485 952	Friday, 12 June 2015	853.77		447 Units
CBA Equities Limited ACN 003 485 952	Tuesday, 16 June 2015	13,661.00		7,190 Units
CBA Equities Limited ACN 003 485 952	Wednesday, 17 June 2015	27,286.05		14,380 Units
CBA Equities Limited ACN 003 485 952	Wednesday, 17 June 2015	27,250.10		14,380 Units
CBA Equities Limited ACN 003 485 952	Wednesday, 17 June 2015	54.95		29 Units
CBA Equities Limited ACN 003 485 952	Wednesday, 17 June 2015	3,850.64		2,032 Units
CBA Equities Limited ACN 003 485 952	Wednesday, 17 June 2015	20,634.65		10,889 Units
CBA Equities Limited ACN 003 485 952	Wednesday, 17 June 2015	11,375.68		6,003 Units
CBA Equities Limited ACN 003 485 952	Wednesday, 17 June 2015	13,607.08		7,190 Units
CBA Equities Limited ACN 003 485 952	Wednesday, 17 June 2015	13,553.15		7,190 Units
CBA Equities Limited ACN 003 485 952	Wednesday, 17 June 2015	30.28		16 Units
CBA Equities Limited ACN 003 485 952	Wednesday, 17 June 2015	6,160.09		3,255 Units
CBA Equities Limited ACN 003 485 952	Wednesday, 17 June 2015	280.09		148 Units

CBA Equities Limited ACN 003 485 952	Wednesday, 17 June 2015	1,235.80		653 Units
CBA Equities Limited ACN 003 485 952	Wednesday, 17 June 2015	475.02		251 Units
CBA Equities Limited ACN 003 485 952	Wednesday, 17 June 2015	6,021.94		3,182 Units
CBA Equities Limited ACN 003 485 952	Wednesday, 17 June 2015	1,847.08		976 Units
CBA Equities Limited ACN 003 485 952	Wednesday, 17 June 2015	3,054.49		1,614 Units
CBA Equities Limited ACN 003 485 952	Wednesday, 17 June 2015	3,282.14		1,732 Units
CBA Equities Limited ACN 003 485 952	Wednesday, 17 June 2015	1,847.08		976 Units
CBA Equities Limited ACN 003 485 952	Wednesday, 17 June 2015	3,054.49		1,614 Units
CBA Equities Limited ACN 003 485 952	Wednesday, 17 June 2015	4,089.41		2,158 Units
CBA Equities Limited ACN 003 485 952	Wednesday, 17 June 2015	2,346.01		1,238 Units
CBA Equities Limited ACN 003 485 952	Wednesday, 17 June 2015	149.71		79 Units
CBA Equities Limited ACN 003 485 952	Wednesday, 17 June 2015	2,131.88		1,125 Units
CBA Equities Limited ACN 003 485 952	Wednesday, 17 June 2015	61,052.05		32,260 Units
CBA Equities Limited ACN 003 485 952	Wednesday, 17 June 2015	6,860.31		3,625 Units
CBA Equities Limited ACN 003 485 952	Wednesday, 17 June 2015	20,467.39		10,815 Units
CBA Equities Limited ACN 003 485 952	Wednesday, 17 June 2015	13,607.08		7,190 Units
CBA Equities Limited ACN 003 485 952	Wednesday, 17 June 2015	13,517.20		7,190 Units
CBA Equities Limited ACN 003 485 952	Wednesday, 17 June 2015	29,948.51		15,721 Units
CBA Equities Limited	Wednesday, 17 June	34,248.09		17,978 Units

ACN 003 485 952	2015			
CBA Equities Limited ACN 003 485 952	Thursday, 18 June 2015	363,058.08		193,116 Units
CBA Equities Limited ACN 003 485 952	Thursday, 18 June 2015	13,520.10		7,230 Units
CBA Equities Limited ACN 003 485 952	Thursday, 18 June 2015	1,881,661.92		1,000,884 Units
CBA Equities Limited ACN 003 485 952	Thursday, 18 June 2015	271,838.60		144,595 Units
CBA Equities Limited ACN 003 485 952	Thursday, 18 June 2015	13,303.20		7,230 Units
CBA Equities Limited ACN 003 485 952	Friday, 19 June 2015	40,217.58		21,223 Units
CBA Equities Limited ACN 003 485 952	Friday, 19 June 2015	20,917.01		11,038 Units
CBA Equities Limited ACN 003 485 952	Friday, 19 June 2015	7,170.68		3,784 Units
CBA Equities Limited ACN 003 485 952	Friday, 19 June 2015	1,605.07		847 Units
CBA Equities Limited ACN 003 485 952	Friday, 19 June 2015	7,678.49		4,036 Units
CBA Equities Limited ACN 003 485 952	Friday, 19 June 2015	20,890.50		10,995 Units
CBA Equities Limited ACN 003 485 952	Friday, 19 June 2015	6,631.00		3,490 Units
CBA Equities Limited ACN 003 485 952	Friday, 19 June 2015	6,916.00		3,640 Units
CBA Equities Limited ACN 003 485 952	Friday, 19 June 2015	6,726.00		3,540 Units
CBA Equities Limited ACN 003 485 952	Friday, 19 June 2015	1,162.43		611 Units
CBA Equities Limited ACN 003 485 952	Friday, 19 June 2015	37,635.26		19,782 Units
CBA Equities Limited ACN 003 485 952	Friday, 19 June 2015	3,820.22		2,008 Units
CBA Equities Limited ACN 003 485 952	Friday, 19 June 2015	673.49		354 Units

CBA Equities Limited ACN 003 485 952	Friday, 19 June 2015	6,342.94		3,334 Units
CBA Equities Limited ACN 003 485 952	Friday, 19 June 2015	36,736.47		19,386 Units
CBA Equities Limited ACN 003 485 952	Friday, 19 June 2015	447.93		237 Units
CBA Equities Limited ACN 003 485 952	Friday, 19 June 2015	13,207.32		6,988 Units
CBA Equities Limited ACN 003 485 952	Friday, 19 June 2015	13,619.13		7,225 Units
CBA Equities Limited ACN 003 485 952	Friday, 19 June 2015	13,619.13		7,225 Units
CBA Equities Limited ACN 003 485 952	Friday, 19 June 2015	730.56		384 Units
CBA Equities Limited ACN 003 485 952	Friday, 19 June 2015	169.32		89 Units
CBA Equities Limited ACN 003 485 952	Friday, 19 June 2015	11,415.00		6,000 Units
CBA Equities Limited ACN 003 485 952	Friday, 19 June 2015	2,050.90		1,078 Units
CBA Equities Limited ACN 003 485 952	Friday, 19 June 2015	2,050.90		1,078 Units
CBA Equities Limited ACN 003 485 952	Friday, 19 June 2015	7,115.85		3,765 Units
CBA Equities Limited ACN 003 485 952	Friday, 19 June 2015	13,619.13		7,225 Units
CBA Equities Limited ACN 003 485 952	Monday, 22 June 2015	13,908.13		7,225 Units
CBA Equities Limited ACN 003 485 952	Monday, 22 June 2015	34,782.83		18,069 Units
CBA Equities Limited ACN 003 485 952	Monday, 22 June 2015	438.90		231 Units
CBA Equities Limited ACN 003 485 952	Monday, 22 June 2015	760.00		400 Units
CBA Equities Limited ACN 003 485 952	Monday, 22 June 2015	1,347.10		709 Units
CBA Equities Limited	Monday, 22 June 2015	7,356.80		3,872 Units

ACN 003 485 952				
CBA Equities Limited ACN 003 485 952	Monday, 22 June 2015	13,944.25		7,225 Units
CBA Equities Limited ACN 003 485 952	Monday, 22 June 2015	7,073.45		3,665 Units
CBA Equities Limited ACN 003 485 952	Tuesday, 23 June 2015	6,350.80		3,261 Units
CBA Equities Limited ACN 003 485 952	Tuesday, 23 June 2015	14,038.47		7,190 Units
CBA Equities Limited ACN 003 485 952	Tuesday, 23 June 2015	21,283.44		10,985 Units
CBA Equities Limited ACN 003 485 952	Tuesday, 23 June 2015	2,127.38		1,098 Units
CBA Equities Limited ACN 003 485 952	Tuesday, 23 June 2015	21,440.25		10,995 Units
CBA Equities Limited ACN 003 485 952	Tuesday, 23 June 2015	709.13		366 Units
CBA Equities Limited ACN 003 485 952	Tuesday, 23 June 2015	400.03		207 Units
CBA Equities Limited ACN 003 485 952	Tuesday, 23 June 2015	1,524.74		789 Units
CBA Equities Limited ACN 003 485 952	Tuesday, 23 June 2015	21,091.50		10,900 Units
CBA Equities Limited ACN 003 485 952	Tuesday, 23 June 2015	27,789.35		14,380 Units
CBA Equities Limited ACN 003 485 952	Tuesday, 23 June 2015	3,286.79		1,703 Units
CBA Equities Limited ACN 003 485 952	Tuesday, 23 June 2015	17,875.66		9,262 Units
CBA Equities Limited ACN 003 485 952	Tuesday, 23 June 2015	26,330.31		13,625 Units
CBA Equities Limited ACN 003 485 952	Tuesday, 23 June 2015	34.79		18 Units
CBA Equities Limited ACN 003 485 952	Tuesday, 23 June 2015	6,823.66		3,531 Units
CBA Equities Limited ACN 003 485 952	Tuesday, 23 June 2015	13,894.68		7,190 Units

CBA Equities Limited ACN 003 485 952	Tuesday, 23 June 2015	2,929.74		1,518 Units
CBA Equities Limited ACN 003 485 952	Tuesday, 23 June 2015	1,076.94		558 Units
CBA Equities Limited ACN 003 485 952	Tuesday, 23 June 2015	9,870.02		5,114 Units
CBA Equities Limited ACN 003 485 952	Tuesday, 23 June 2015	7,430.50		3,850 Units
CBA Equities Limited ACN 003 485 952	Tuesday, 23 June 2015	21,118.75		10,900 Units
CBA Equities Limited ACN 003 485 952	Tuesday, 23 June 2015	21,247.84		10,995 Units
CBA Equities Limited ACN 003 485 952	Tuesday, 23 June 2015	2,114.99		1,086 Units
CBA Equities Limited ACN 003 485 952	Tuesday, 23 June 2015	19,475.00		10,000 Units
CBA Equities Limited ACN 003 485 952	Tuesday, 23 June 2015	26,761.84		13,654 Units
CBA Equities Limited ACN 003 485 952	Tuesday, 23 June 2015	35,427.00		18,075 Units
CBA Equities Limited ACN 003 485 952	Wednesday, 24 June 2015	11,668.44		6,038 Units
CBA Equities Limited ACN 003 485 952	Wednesday, 24 June 2015	20,583.45		10,665 Units
CBA Equities Limited ACN 003 485 952	Wednesday, 24 June 2015	13,980.38		7,225 Units
CBA Equities Limited ACN 003 485 952	Wednesday, 24 June 2015	6,995.03		3,615 Units
CBA Equities Limited ACN 003 485 952	Wednesday, 24 June 2015	6,917.63		3,575 Units
CBA Equities Limited ACN 003 485 952	Wednesday, 24 June 2015	4,004.75		2,075 Units
CBA Equities Limited ACN 003 485 952	Wednesday, 24 June 2015	21,570.05		11,090 Units
CBA Equities Limited ACN 003 485 952	Wednesday, 24 June 2015	3,875.71		1,985 Units
CBA Equities Limited	Wednesday, 24 June	24,337.91		12,465 Units

ACN 003 485 952	2015			
CBA Equities Limited ACN 003 485 952	Wednesday, 24 June 2015	21,734.10		11,160 Units
CBA Equities Limited ACN 003 485 952	Wednesday, 24 June 2015	34,527.36		17,616 Units
CBA Equities Limited ACN 003 485 952	Wednesday, 24 June 2015	35,405.44		18,064 Units
CBA Equities Limited ACN 003 485 952	Wednesday, 24 June 2015	28,105.25		14,450 Units
CBA Equities Limited ACN 003 485 952	Wednesday, 24 June 2015	1,071.13		550 Units
CBA Equities Limited ACN 003 485 952	Wednesday, 24 June 2015	10,518.12		5,387 Units
CBA Equities Limited ACN 003 485 952	Wednesday, 24 June 2015	10,518.12		5,387 Units
CBA Equities Limited ACN 003 485 952	Wednesday, 24 June 2015	14,088.75		7,225 Units
CBA Equities Limited ACN 003 485 952	Wednesday, 24 June 2015	7,332.00		3,760 Units
CBA Equities Limited ACN 003 485 952	Wednesday, 24 June 2015	17,956.47		9,244 Units
CBA Equities Limited ACN 003 485 952	Wednesday, 24 June 2015	28,141.38		14,450 Units
CBA Equities Limited ACN 003 485 952	Wednesday, 24 June 2015	28,105.25		14,450 Units
CBA Equities Limited ACN 003 485 952	Wednesday, 24 June 2015	1,417.51		726 Units
CBA Equities Limited ACN 003 485 952	Wednesday, 24 June 2015	5,277.61		2,703 Units
CBA Equities Limited ACN 003 485 952	Thursday, 25 June 2015	14,006.80		7,220 Units
CBA Equities Limited ACN 003 485 952	Friday, 26 June 2015	19,135.68		10,288 Units
CBA Equities Limited ACN 003 485 952	Friday, 26 June 2015	89.28		48 Units
CBA Equities Limited ACN 003 485 952	Monday, 29 June 2015	26,051.01		14,255 Units

CBA Equities Limited ACN 003 485 952	Monday, 29 June 2015	7,043.40		3,870 Units
CBA Equities Limited ACN 003 485 952	Monday, 29 June 2015	6,097.00		3,350 Units
CBA Equities Limited ACN 003 485 952	Monday, 29 June 2015	421.20		234 Units
CBA Equities Limited ACN 003 485 952	Monday, 29 June 2015	864.00		480 Units
CBA Equities Limited ACN 003 485 952	Monday, 29 June 2015	3.60		2 Units
CBA Equities Limited ACN 003 485 952	Monday, 29 June 2015	3.60		2 Units
CBA Equities Limited ACN 003 485 952	Monday, 29 June 2015	1,395.00		775 Units
CBA Equities Limited ACN 003 485 952	Monday, 29 June 2015	9,484.20		5,269 Units
CBA Equities Limited ACN 003 485 952	Monday, 29 June 2015	1.80		1 Units
CBA Equities Limited ACN 003 485 952	Monday, 29 June 2015	7,338.60		4,077 Units
CBA Equities Limited ACN 003 485 952	Tuesday, 30 June 2015	13,284.80		7,220 Units
CBA Equities Limited ACN 003 485 952	Tuesday, 30 June 2015	259.92		144 Units
CBA Equities Limited ACN 003 485 952	Tuesday, 30 June 2015	583.01		323 Units
CBA Equities Limited ACN 003 485 952	Tuesday, 30 June 2015	256.31		142 Units
CBA Equities Limited ACN 003 485 952	Tuesday, 30 June 2015	947.63		525 Units
CBA Equities Limited ACN 003 485 952	Tuesday, 30 June 2015	860.99		477 Units
CBA Equities Limited ACN 003 485 952	Tuesday, 30 June 2015	648.00		359 Units
CBA Equities Limited ACN 003 485 952	Tuesday, 30 June 2015	875.42		485 Units
CBA Equities Limited	Tuesday, 30 June 2015	537.89		298 Units

ACN 003 485 952				
CBA Equities Limited ACN 003 485 952	Tuesday, 30 June 2015	14,865.98		8,236 Units
CBA Equities Limited ACN 003 485 952	Wednesday, 1 July 2015	3,012.17		1,626 Units
CBA Equities Limited ACN 003 485 952	Wednesday, 1 July 2015	4,488.61		2,423 Units
CBA Equities Limited ACN 003 485 952	Wednesday, 1 July 2015	31.45		17 Units
CBA Equities Limited ACN 003 485 952	Wednesday, 1 July 2015	38,216.71		20,602 Units
CBA Equities Limited ACN 003 485 952	Thursday, 2 July 2015	34,020.48		18,048 Units
CBA Equities Limited ACN 003 485 952	Thursday, 2 July 2015	6,531.52		3,465 Units
CBA Equities Limited ACN 003 485 952	Friday, 3 July 2015	12,388.75		6,625 Units
CBA Equities Limited ACN 003 485 952	Friday, 3 July 2015	7,451.95		3,985 Units
CBA Equities Limited ACN 003 485 952	Tuesday, 7 July 2015	77,125.12		41,024 Units
CBA Equities Limited ACN 003 485 952	Wednesday, 8 July 2015	16,093.08		8,629 Units
CBA Equities Limited ACN 003 485 952	Wednesday, 8 July 2015	768.38		412 Units
CBA Equities Limited ACN 003 485 952	Thursday, 9 July 2015	10,053.75		5,362 Units
CBA Equities Limited ACN 003 485 952	Thursday, 9 July 2015	11,739.38		6,261 Units
CBA Equities Limited ACN 003 485 952	Thursday, 9 July 2015	76,777.50		40,948 Units
CBA Equities Limited ACN 003 485 952	Thursday, 9 July 2015	11,484.38		6,125 Units
CBA Equities Limited ACN 003 485 952	Thursday, 9 July 2015	13,428.00		7,200 Units
CBA Equities Limited ACN 003 485 952	Thursday, 9 July 2015	13,464.00		7,200 Units

CBA Equities Limited ACN 003 485 952	Friday, 10 July 2015	13,572.00		7,200 Units
CBA Equities Limited ACN 003 485 952	Friday, 10 July 2015	13,500.00		7,200 Units
CBA Equities Limited ACN 003 485 952	Friday, 10 July 2015	14,435.63		7,699 Units
CBA Equities Limited ACN 003 485 952	Monday, 13 July 2015	19,893.95		10,667 Units
CBA Equities Limited ACN 003 485 952	Tuesday, 14 July 2015	1,090.08		576 Units
CBA Equities Limited ACN 003 485 952	Tuesday, 14 July 2015	9,099.14		4,808 Units
CBA Equities Limited ACN 003 485 952	Tuesday, 14 July 2015	7,472.35		3,938 Units
CBA Equities Limited ACN 003 485 952	Tuesday, 14 July 2015	23,137.95		12,210 Units
CBA Equities Limited ACN 003 485 952	Tuesday, 14 July 2015	20,556.51		10,805 Units
CBA Equities Limited ACN 003 485 952	Tuesday, 14 July 2015	21,052.00		11,080 Units
CBA Equities Limited ACN 003 485 952	Tuesday, 14 July 2015	20,502.49		10,805 Units
CBA Equities Limited ACN 003 485 952	Tuesday, 14 July 2015	27,076.14		14,326 Units
CBA Equities Limited ACN 003 485 952	Tuesday, 14 July 2015	8,119.44		4,296 Units
CBA Equities Limited ACN 003 485 952	Tuesday, 14 July 2015	508.41		269 Units
CBA Equities Limited ACN 003 485 952	Tuesday, 14 July 2015	32,332.23		17,107 Units
CBA Equities Limited ACN 003 485 952	Tuesday, 14 July 2015	23,350.95		12,355 Units
CBA Equities Limited ACN 003 485 952	Tuesday, 14 July 2015	35,091.63		18,567 Units
CBA Equities Limited ACN 003 485 952	Tuesday, 14 July 2015	20,475.47		10,805 Units
CBA Equities Limited	Tuesday, 14 July 2015	28.27		15 Units

ACN 003 485 952				
CBA Equities Limited ACN 003 485 952	Tuesday, 14 July 2015	643.25		339 Units
CBA Equities Limited ACN 003 485 952	Tuesday, 14 July 2015	27,740.00		14,600 Units
CBA Equities Limited ACN 003 485 952	Tuesday, 14 July 2015	8,671.58		4,570 Units
CBA Equities Limited ACN 003 485 952	Tuesday, 14 July 2015	16,809.95		8,859 Units
CBA Equities Limited ACN 003 485 952	Tuesday, 14 July 2015	13,670.50		7,195 Units
CBA Equities Limited ACN 003 485 952	Tuesday, 14 July 2015	20,568.90		10,840 Units
CBA Equities Limited ACN 003 485 952	Wednesday, 15 July 2015	27,710.38		14,395 Units
CBA Equities Limited ACN 003 485 952	Wednesday, 15 July 2015	15,886.49		8,285 Units
CBA Equities Limited ACN 003 485 952	Wednesday, 15 July 2015	6,797.54		3,545 Units
CBA Equities Limited ACN 003 485 952	Wednesday, 15 July 2015	27,484.90		14,390 Units
CBA Equities Limited ACN 003 485 952	Wednesday, 15 July 2015	2,918.16		1,544 Units
CBA Equities Limited ACN 003 485 952	Wednesday, 15 July 2015	323.19		171 Units
CBA Equities Limited ACN 003 485 952	Wednesday, 15 July 2015	41.58		22 Units
CBA Equities Limited ACN 003 485 952	Wednesday, 15 July 2015	5,792.85		3,065 Units
CBA Equities Limited ACN 003 485 952	Wednesday, 15 July 2015	1,349.46		714 Units
CBA Equities Limited ACN 003 485 952	Wednesday, 15 July 2015	19,574.73		10,357 Units
CBA Equities Limited ACN 003 485 952	Wednesday, 15 July 2015	2,328.15		1,211 Units
CBA Equities Limited ACN 003 485 952	Wednesday, 15 July 2015	482.55		251 Units

CBA Equities Limited ACN 003 485 952	Wednesday, 15 July 2015	17,021.75		8,831 Units
CBA Equities Limited ACN 003 485 952	Wednesday, 15 July 2015	63.61		33 Units
CBA Equities Limited ACN 003 485 952	Wednesday, 15 July 2015	10,661.00		5,531 Units
CBA Equities Limited ACN 003 485 952	Wednesday, 15 July 2015	20,749.03		10,835 Units
CBA Equities Limited ACN 003 485 952	Wednesday, 15 July 2015	27,530.44		14,395 Units
CBA Equities Limited ACN 003 485 952	Wednesday, 15 July 2015	13,706.48		7,195 Units

Colonial First State Asset Management (Australia) Limited ACN 114 194 311

Holder of relevant interest	Date of acquisition	Consideration Cash	Consideration Non-Cash	Class and number of securities
Colonial First State Asset Management (Australia) Limited ACN 114 194 311	Wednesday, 22 April 2015	135,490.68		67,600 Units
Colonial First State Asset Management (Australia) Limited ACN 114 194 311	Wednesday, 22 April 2015	97,309.35		48,973 Units
Colonial First State Asset Management (Australia) Limited ACN 114 194 311	Thursday, 23 April 2015	484,648.85		240,628 Units
Colonial First State Asset Management (Australia) Limited ACN 114 194 311	Thursday, 23 April 2015	104,719.94		51,996 Units
Colonial First State Asset Management (Australia) Limited ACN 114 194 311	Monday, 27 April 2015	443,370.04		212,515 Units
Colonial First State Asset Management (Australia) Limited ACN 114 194 311	Tuesday, 28 April 2015	445,855.32		214,984 Units
Colonial First State Asset Management (Australia) Limited ACN	Monday, 18 May 2015	418,869.76		211,925 Units

114 194 311				
Colonial First State Asset Management (Australia) Limited ACN 114 194 311	Friday, 29 May 2015	823,537.84		407,692 Units
Colonial First State Asset Management (Australia) Limited ACN 114 194 311	Wednesday, 10 June 2015	205,232.14		107,643 Units
Colonial First State Asset Management (Australia) Limited ACN 114 194 311	Friday, 12 June 2015	205,340.32		108,017 Units
Colonial First State Asset Management (Australia) Limited ACN 114 194 311	Thursday, 18 June 2015	404,959.27		218,107 Units
Colonial First State Asset Management (Australia) Limited ACN 114 194 311	Tuesday, 23 June 2015	628,854.72		324,035 Units
Colonial First State Asset Management (Australia) Limited ACN 114 194 311	Wednesday, 24 June 2015	418,743.66		215,016 Units
Colonial First State Asset Management (Australia) Limited ACN 114 194 311	Friday, 24 April 2015	66,236.05		31,995 Units
Colonial First State Asset Management (Australia) Limited ACN 114 194 311	Monday, 27 April 2015	22,234.59		10,635 Units
Colonial First State Asset Management (Australia) Limited ACN 114 194 311	Wednesday, 29 April 2015	44,396.01		21,606 Units
Colonial First State Asset Management (Australia) Limited ACN 114 194 311	Friday, 1 May 2015	43,624.94		21,488 Units
Colonial First State Asset Management (Australia) Limited ACN 114 194 311	Wednesday, 27 May 2015	7,594.69		3,804 Units
Colonial First State Asset Management	Thursday, 28 May 2015	2,014.30		1,007 Units

(Australia) Limited ACN 114 194 311				
Colonial First State Asset Management (Australia) Limited ACN 114 194 311	Thursday, 4 June 2015	8,529.83		4,418 Units
Colonial First State Asset Management (Australia) Limited ACN 114 194 311	Tuesday, 9 June 2015	10,262.50		5,419 Units
Colonial First State Asset Management (Australia) Limited ACN 114 194 311	Friday, 26 June 2015	20,178.29		10,932 Units
Colonial First State Asset Management (Australia) Limited ACN 114 194 311	Monday, 29 June 2015	10,346.81		5,667 Units
Colonial First State Asset Management (Australia) Limited ACN 114 194 311	Wednesday, 15 July 2015	5,544.80		2,900 Units
Colonial First State Asset Management (Australia) Limited ACN 114 194 311	Wednesday, 22 April 2015	390,555.89		194,859 Units
Colonial First State Asset Management (Australia) Limited ACN 114 194 311	Wednesday, 22 April 2015	280,498.83		141,167 Units
Colonial First State Asset Management (Australia) Limited ACN 114 194 311	Thursday, 23 April 2015	301,858.32		149,880 Units
Colonial First State Asset Management (Australia) Limited ACN 114 194 311	Thursday, 23 April 2015	1,397,016.01		693,618 Units
Colonial First State Asset Management (Australia) Limited ACN 114 194 311	Friday, 24 April 2015	1,596,540.31		771,201 Units
Colonial First State Asset Management (Australia) Limited ACN 114 194 311	Monday, 1 June 2015	1,170,098.73		585,635 Units

Colonial First State Asset Management (Australia) Limited ACN 114 194 311	Wednesday, 10 June 2015	553,047.98		293,472 Units
Colonial First State Asset Management (Australia) Limited ACN 114 194 311	Wednesday, 10 June 2015	741,423.36		388,872 Units
Colonial First State Asset Management (Australia) Limited ACN 114 194 311	Thursday, 18 June 2015	1,121,899.83		604,244 Units
Colonial First State Asset Management (Australia) Limited ACN 114 194 311	Friday, 19 June 2015	16,267.24		8,602 Units
Colonial First State Asset Management (Australia) Limited ACN 114 194 311	Friday, 19 June 2015	29,823.27		15,757 Units
Colonial First State Asset Management (Australia) Limited ACN 114 194 311	Friday, 19 June 2015	955,603.41		504,889 Units
Colonial First State Asset Management (Australia) Limited ACN 114 194 311	Friday, 19 June 2015	92,903.20		49,435 Units
Colonial First State Asset Management (Australia) Limited ACN 114 194 311	Thursday, 25 June 2015	7,014.73		3,631 Units
Colonial First State Asset Management (Australia) Limited ACN 114 194 311	Thursday, 25 June 2015	457,606.21		236,893 Units
Colonial First State Asset Management (Australia) Limited ACN 114 194 311	Thursday, 25 June 2015	12,426.57		6,422 Units
Colonial First State Asset Management (Australia) Limited ACN 114 194 311	Wednesday, 22 April 2015	225,990.84		112,753 Units
Colonial First State Asset Management (Australia) Limited ACN	Wednesday, 22 April 2015	162,310.08		81,686 Units

114 194 311				
Colonial First State Asset Management (Australia) Limited ACN 114 194 311	Thursday, 23 April 2015	808,373.13		401,357 Units
Colonial First State Asset Management (Australia) Limited ACN 114 194 311	Thursday, 23 April 2015	174,668.18		86,727 Units
Colonial First State Asset Management (Australia) Limited ACN 114 194 311	Monday, 27 April 2015	802,320.05		384,566 Units
Colonial First State Asset Management (Australia) Limited ACN 114 194 311	Tuesday, 28 April 2015	807,439.78		389,334 Units
Colonial First State Asset Management (Australia) Limited ACN 114 194 311	Monday, 18 May 2015	757,879.04		383,445 Units
Colonial First State Asset Management (Australia) Limited ACN 114 194 311	Friday, 29 May 2015	1,165,416.78		576,939 Units
Colonial First State Asset Management (Australia) Limited ACN 114 194 311	Wednesday, 10 June 2015	372,034.86		195,130 Units
Colonial First State Asset Management (Australia) Limited ACN 114 194 311	Friday, 12 June 2015	372,149.26		195,765 Units
Colonial First State Asset Management (Australia) Limited ACN 114 194 311	Thursday, 18 June 2015	734,168.89		395,416 Units
Colonial First State Asset Management (Australia) Limited ACN 114 194 311	Tuesday, 23 June 2015	1,136,852.36		585,795 Units
Colonial First State Asset Management (Australia) Limited ACN 114 194 311	Wednesday, 24 June 2015	756,132.46		388,258 Units
Colonial First State Asset Management	Thursday, 19 March	4,602.90		2,290 Units

(Australia) Limited ACN 114 194 311	2015			
Colonial First State Asset Management (Australia) Limited ACN 114 194 311	Wednesday, 22 April 2015	18,473.63		9,217 Units
Colonial First State Asset Management (Australia) Limited ACN 114 194 311	Wednesday, 22 April 2015	13,269.19		6,678 Units
Colonial First State Asset Management (Australia) Limited ACN 114 194 311	Thursday, 23 April 2015	66,082.62		32,810 Units
Colonial First State Asset Management (Australia) Limited ACN 114 194 311	Thursday, 23 April 2015	14,279.26		7,090 Units
Colonial First State Asset Management (Australia) Limited ACN 114 194 311	Monday, 27 April 2015	63,467.33		30,421 Units
Colonial First State Asset Management (Australia) Limited ACN 114 194 311	Tuesday, 28 April 2015	63,880.27		30,802 Units
Colonial First State Asset Management (Australia) Limited ACN 114 194 311	Monday, 18 May 2015	56,954.82		28,816 Units
Colonial First State Asset Management (Australia) Limited ACN 114 194 311	Friday, 29 May 2015	88,847.68		43,984 Units
Colonial First State Asset Management (Australia) Limited ACN 114 194 311	Wednesday, 10 June 2015	28,389.27		14,890 Units
Colonial First State Asset Management (Australia) Limited ACN 114 194 311	Friday, 12 June 2015	28,397.14		14,938 Units
Colonial First State Asset Management (Australia) Limited ACN 114 194 311	Thursday, 18 June 2015	56,024.07		30,174 Units

Colonial First State Asset Management (Australia) Limited ACN 114 194 311	Tuesday, 23 June 2015	84,567.94		43,576 Units
Colonial First State Asset Management (Australia) Limited ACN 114 194 311	Wednesday, 24 June 2015	57,644.05		29,599 Units
Colonial First State Asset Management (Australia) Limited ACN 114 194 311	Friday, 24 April 2015	8,462.98		4,088 Units
Colonial First State Asset Management (Australia) Limited ACN 114 194 311	Monday, 27 April 2015	2,839.17		1,358 Units
Colonial First State Asset Management (Australia) Limited ACN 114 194 311	Wednesday, 29 April 2015	5,673.30		2,761 Units
Colonial First State Asset Management (Australia) Limited ACN 114 194 311	Friday, 1 May 2015	5,572.90		2,745 Units
Colonial First State Asset Management (Australia) Limited ACN 114 194 311	Wednesday, 27 May 2015	4,336.40		2,172 Units
Colonial First State Asset Management (Australia) Limited ACN 114 194 311	Thursday, 28 May 2015	1,152.17		576 Units
Colonial First State Asset Management (Australia) Limited ACN 114 194 311	Thursday, 4 June 2015	4,315.11		2,235 Units
Colonial First State Asset Management (Australia) Limited ACN 114 194 311	Tuesday, 9 June 2015	5,260.98		2,778 Units
Colonial First State Asset Management (Australia) Limited ACN 114 194 311	Friday, 26 June 2015	10,306.95		5,584 Units
Colonial First State Asset Management (Australia) Limited ACN	Monday, 29 June 2015	5,234.57		2,867 Units

114 194 311				
Colonial First State Asset Management (Australia) Limited ACN 114 194 311	Wednesday, 15 July 2015	2,231.30		1,167 Units
Colonial First State Asset Management (Australia) Limited ACN 114 194 311	Friday, 24 April 2015	885,389.35		427,683 Units
Colonial First State Asset Management (Australia) Limited ACN 114 194 311	Monday, 27 April 2015	297,186.73		142,147 Units
Colonial First State Asset Management (Australia) Limited ACN 114 194 311	Wednesday, 29 April 2015	610,859.16		297,284 Units
Colonial First State Asset Management (Australia) Limited ACN 114 194 311	Thursday, 30 April 2015	55,096.43		27,485 Units
Colonial First State Asset Management (Australia) Limited ACN 114 194 311	Friday, 1 May 2015	598,328.36		294,714 Units
Colonial First State Asset Management (Australia) Limited ACN 114 194 311	Wednesday, 27 May 2015	448,375.97		224,581 Units
Colonial First State Asset Management (Australia) Limited ACN 114 194 311	Thursday, 28 May 2015	118,979.84		59,481 Units
Colonial First State Asset Management (Australia) Limited ACN 114 194 311	Thursday, 4 June 2015	528,708.68		273,843 Units
Colonial First State Asset Management (Australia) Limited ACN 114 194 311	Friday, 5 June 2015	79,926.20		41,934 Units
Colonial First State Asset Management (Australia) Limited ACN 114 194 311	Tuesday, 9 June 2015	605,197.88		319,568 Units
Colonial First State Asset Management	Friday, 26 June 2015	1,205,875.91		653,308 Units

(Australia) Limited ACN 114 194 311				
Colonial First State Asset Management (Australia) Limited ACN 114 194 311	Monday, 29 June 2015	618,159.28		338,569 Units
Colonial First State Asset Management (Australia) Limited ACN 114 194 311	Wednesday, 1 July 2015	250,986.52		135,310 Units
Colonial First State Asset Management (Australia) Limited ACN 114 194 311	Wednesday, 15 July 2015	297,987.11		155,851 Units
Colonial First State Asset Management (Australia) Limited ACN 114 194 311	Wednesday, 22 April 2015	33,207.24		16,568 Units
Colonial First State Asset Management (Australia) Limited ACN 114 194 311	Wednesday, 22 April 2015	23,849.96		12,003 Units
Colonial First State Asset Management (Australia) Limited ACN 114 194 311	Thursday, 23 April 2015	25,664.40		12,743 Units
Colonial First State Asset Management (Australia) Limited ACN 114 194 311	Thursday, 23 April 2015	118,781.55		58,975 Units
Colonial First State Asset Management (Australia) Limited ACN 114 194 311	Friday, 24 April 2015	135,747.15		65,572 Units
Colonial First State Asset Management (Australia) Limited ACN 114 194 311	Monday, 1 June 2015	107,020.87		53,564 Units
Colonial First State Asset Management (Australia) Limited ACN 114 194 311	Wednesday, 10 June 2015	59,648.19		31,652 Units
Colonial First State Asset Management (Australia) Limited ACN 114 194 311	Wednesday, 10 June 2015	79,966.62		41,942 Units

Colonial First State Asset Management (Australia) Limited ACN 114 194 311	Thursday, 18 June 2015	113,340.39		61,044 Units
Colonial First State Asset Management (Australia) Limited ACN 114 194 311	Tuesday, 23 June 2015	113,253.43		58,357 Units
Colonial First State Asset Management (Australia) Limited ACN 114 194 311	Thursday, 25 June 2015	2,499.88		1,294 Units
Colonial First State Asset Management (Australia) Limited ACN 114 194 311	Thursday, 25 June 2015	163,060.59		84,413 Units
Colonial First State Asset Management (Australia) Limited ACN 114 194 311	Friday, 24 April 2015	10,909.60		5,245 Units
Colonial First State Asset Management (Australia) Limited ACN 114 194 311	Wednesday, 6 May 2015	1,881.35		955 Units
Colonial First State Asset Management (Australia) Limited ACN 114 194 311	Tuesday, 7 July 2015	4,589.08		2,441 Units
Colonial First State Asset Management (Australia) Limited ACN 114 194 311	Wednesday, 22 April 2015	191,108.00		95,349 Units
Colonial First State Asset Management (Australia) Limited ACN 114 194 311	Wednesday, 22 April 2015	137,254.01		69,076 Units
Colonial First State Asset Management (Australia) Limited ACN 114 194 311	Thursday, 23 April 2015	147,706.76		73,340 Units
Colonial First State Asset Management (Australia) Limited ACN 114 194 311	Thursday, 23 April 2015	683,591.58		339,403 Units
Colonial First State Asset Management (Australia) Limited ACN	Monday, 27 April 2015	678,813.17		325,367 Units

114 194 311				
Colonial First State Asset Management (Australia) Limited ACN 114 194 311	Tuesday, 28 April 2015	682,750.69		329,211 Units
Colonial First State Asset Management (Australia) Limited ACN 114 194 311	Monday, 18 May 2015	644,356.79		326,009 Units
Colonial First State Asset Management (Australia) Limited ACN 114 194 311	Friday, 29 May 2015	988,929.38		489,569 Units
Colonial First State Asset Management (Australia) Limited ACN 114 194 311	Wednesday, 10 June 2015	315,666.23		165,565 Units
Colonial First State Asset Management (Australia) Limited ACN 114 194 311	Friday, 12 June 2015	316,313.09		166,393 Units
Colonial First State Asset Management (Australia) Limited ACN 114 194 311	Thursday, 18 June 2015	611,765.94		329,491 Units
Colonial First State Asset Management (Australia) Limited ACN 114 194 311	Tuesday, 23 June 2015	950,182.25		489,608 Units
Colonial First State Asset Management (Australia) Limited ACN 114 194 311	Wednesday, 24 June 2015	632,181.87		324,612 Units
Colonial First State Asset Management (Australia) Limited ACN 114 194 311	Friday, 3 July 2015	6,301.90		3,370 Units
Colonial First State Asset Management (Australia) Limited ACN 114 194 311	Friday, 22 May 2015	7,825,955.28		3,962,509 Units
Colonial First State Asset Management (Australia) Limited ACN 114 194 311	Friday, 22 May 2015	8,724,394.62		4,417,415 Units
Colonial First State Asset Management	Tuesday, 24 March	3,152.59		1,553 Units

(Australia) Limited ACN 114 194 311	2015			
Colonial First State Asset Management (Australia) Limited ACN 114 194 311	Thursday, 26 March 2015	15,186.36		7,518 Units
Colonial First State Asset Management (Australia) Limited ACN 114 194 311	Tuesday, 21 April 2015	7,360.38		3,708 Units
Colonial First State Asset Management (Australia) Limited ACN 114 194 311	Thursday, 28 May 2015	30,533.91		15,191 Units
Colonial First State Asset Management (Australia) Limited ACN 114 194 311	Friday, 3 July 2015	5,108.84		2,732 Units
Colonial First State Asset Management (Australia) Limited ACN 114 194 311	Wednesday, 22 April 2015	437,965.61		218,513 Units
Colonial First State Asset Management (Australia) Limited ACN 114 194 311	Wednesday, 22 April 2015	314,552.04		158,305 Units
Colonial First State Asset Management (Australia) Limited ACN 114 194 311	Thursday, 23 April 2015	338,505.06		168,076 Units
Colonial First State Asset Management (Australia) Limited ACN 114 194 311	Thursday, 23 April 2015	1,566,609.28		777,821 Units
Colonial First State Asset Management (Australia) Limited ACN 114 194 311	Monday, 27 April 2015	1,522,358.51		729,693 Units
Colonial First State Asset Management (Australia) Limited ACN 114 194 311	Tuesday, 28 April 2015	1,531,627.00		738,525 Units
Colonial First State Asset Management (Australia) Limited ACN 114 194 311	Monday, 18 May 2015	1,434,962.72		726,012 Units

Colonial First State Asset Management (Australia) Limited ACN 114 194 311	Friday, 29 May 2015	2,184,492.64		1,081,432 Units
Colonial First State Asset Management (Australia) Limited ACN 114 194 311	Wednesday, 10 June 2015	683,058.52		358,260 Units
Colonial First State Asset Management (Australia) Limited ACN 114 194 311	Friday, 12 June 2015	699,438.73		367,932 Units
Colonial First State Asset Management (Australia) Limited ACN 114 194 311	Thursday, 18 June 2015	1,377,871.92		742,108 Units
Colonial First State Asset Management (Australia) Limited ACN 114 194 311	Tuesday, 23 June 2015	2,138,839.65		1,102,097 Units
Colonial First State Asset Management (Australia) Limited ACN 114 194 311	Wednesday, 24 June 2015	1,422,376.10		730,360 Units
Colonial First State Asset Management (Australia) Limited ACN 114 194 311	Tuesday, 24 March 2015	9,748.06		4,802 Units
Colonial First State Asset Management (Australia) Limited ACN 114 194 311	Tuesday, 7 April 2015	24,388.00		12,194 Units
Colonial First State Asset Management (Australia) Limited ACN 114 194 311	Tuesday, 21 April 2015	24,741.04		12,464 Units
Colonial First State Asset Management (Australia) Limited ACN 114 194 311	Friday, 1 May 2015	28,515.41		14,047 Units
Colonial First State Asset Management (Australia) Limited ACN 114 194 311	Tuesday, 2 June 2015	43,764.02		22,159 Units
Colonial First State Asset Management (Australia) Limited ACN	Wednesday, 22 April 2015	193,585.32		96,585 Units

114 194 311				
Colonial First State Asset Management (Australia) Limited ACN 114 194 311	Wednesday, 22 April 2015	139,034.36		69,972 Units
Colonial First State Asset Management (Australia) Limited ACN 114 194 311	Thursday, 23 April 2015	692,451.61		343,802 Units
Colonial First State Asset Management (Australia) Limited ACN 114 194 311	Thursday, 23 April 2015	149,622.07		74,291 Units
Colonial First State Asset Management (Australia) Limited ACN 114 194 311	Monday, 27 April 2015	673,332.46		322,740 Units
Colonial First State Asset Management (Australia) Limited ACN 114 194 311	Tuesday, 28 April 2015	677,594.98		326,725 Units
Colonial First State Asset Management (Australia) Limited ACN 114 194 311	Monday, 18 May 2015	638,688.19		323,141 Units
Colonial First State Asset Management (Australia) Limited ACN 114 194 311	Friday, 29 May 2015	980,588.80		485,440 Units
Colonial First State Asset Management (Australia) Limited ACN 114 194 311	Wednesday, 10 June 2015	313,250.57		164,298 Units
Colonial First State Asset Management (Australia) Limited ACN 114 194 311	Friday, 12 June 2015	313,444.48		164,884 Units
Colonial First State Asset Management (Australia) Limited ACN 114 194 311	Thursday, 18 June 2015	618,381.36		333,054 Units
Colonial First State Asset Management (Australia) Limited ACN 114 194 311	Tuesday, 23 June 2015	960,733.83		495,045 Units
Colonial First State Asset Management	Wednesday, 24 June	639,114.97		328,172 Units

(Australia) Limited ACN 114 194 311	2015			
Colonial First State Asset Management (Australia) Limited ACN 114 194 311	Wednesday, 22 April 2015	260,897.73		130,169 Units
Colonial First State Asset Management (Australia) Limited ACN 114 194 311	Wednesday, 22 April 2015	187,380.06		94,303 Units
Colonial First State Asset Management (Australia) Limited ACN 114 194 311	Thursday, 23 April 2015	933,237.26		463,352 Units
Colonial First State Asset Management (Australia) Limited ACN 114 194 311	Thursday, 23 April 2015	201,647.72		100,123 Units
Colonial First State Asset Management (Australia) Limited ACN 114 194 311	Monday, 27 April 2015	906,933.39		434,709 Units
Colonial First State Asset Management (Australia) Limited ACN 114 194 311	Tuesday, 28 April 2015	911,833.69		439,671 Units
Colonial First State Asset Management (Australia) Limited ACN 114 194 311	Monday, 18 May 2015	860,900.15		435,568 Units
Colonial First State Asset Management (Australia) Limited ACN 114 194 311	Friday, 29 May 2015	1,319,670.04		653,302 Units
Colonial First State Asset Management (Australia) Limited ACN 114 194 311	Wednesday, 10 June 2015	420,761.83		220,687 Units
Colonial First State Asset Management (Australia) Limited ACN 114 194 311	Friday, 12 June 2015	421,702.63		221,832 Units
Colonial First State Asset Management (Australia) Limited ACN 114 194 311	Thursday, 18 June 2015	831,229.74		447,692 Units

Colonial First State Asset Management (Australia) Limited ACN 114 194 311	Tuesday, 23 June 2015	1,291,956.98		665,717 Units
Colonial First State Asset Management (Australia) Limited ACN 114 194 311	Wednesday, 24 June 2015	859,801.78		441,490 Units
Colonial First State Asset Management (Australia) Limited ACN 114 194 311	Monday, 30 March 2015	58,855.79		28,993 Units
Colonial First State Asset Management (Australia) Limited ACN 114 194 311	Tuesday, 7 April 2015	27,494.00		13,747 Units
Colonial First State Asset Management (Australia) Limited ACN 114 194 311	Monday, 13 April 2015	9,193.02		4,551 Units
Colonial First State Asset Management (Australia) Limited ACN 114 194 311	Friday, 17 April 2015	5,045.36		2,529 Units
Colonial First State Asset Management (Australia) Limited ACN 114 194 311	Tuesday, 21 April 2015	54,202.41		27,306 Units
Colonial First State Asset Management (Australia) Limited ACN 114 194 311	Monday, 27 April 2015	5,541.39		2,677 Units
Colonial First State Asset Management (Australia) Limited ACN 114 194 311	Monday, 4 May 2015	10,448.88		5,122 Units
Colonial First State Asset Management (Australia) Limited ACN 114 194 311	Wednesday, 6 May 2015	19,256.75		9,775 Units
Colonial First State Asset Management (Australia) Limited ACN 114 194 311	Thursday, 7 May 2015	5,367.98		2,767 Units
Colonial First State Asset Management (Australia) Limited ACN	Friday, 15 May 2015	9,119.09		4,594 Units

114 194 311				
Colonial First State Asset Management (Australia) Limited ACN 114 194 311	Friday, 15 May 2015	131.01		66 Units
Colonial First State Asset Management (Australia) Limited ACN 114 194 311	Tuesday, 19 May 2015	18,627.27		9,577 Units
Colonial First State Asset Management (Australia) Limited ACN 114 194 311	Wednesday, 20 May 2015	8,723.16		4,428 Units
Colonial First State Asset Management (Australia) Limited ACN 114 194 311	Thursday, 21 May 2015	27,529.65		14,010 Units
Colonial First State Asset Management (Australia) Limited ACN 114 194 311	Thursday, 4 June 2015	27,168.61		14,077 Units
Colonial First State Asset Management (Australia) Limited ACN 114 194 311	Friday, 5 June 2015	15,142.95		7,991 Units
Colonial First State Asset Management (Australia) Limited ACN 114 194 311	Wednesday, 10 June 2015	28,956.72		15,121 Units
Colonial First State Asset Management (Australia) Limited ACN 114 194 311	Friday, 12 June 2015	35,531.73		18,603 Units
Colonial First State Asset Management (Australia) Limited ACN 114 194 311	Thursday, 25 June 2015	21,430.12		11,075 Units
Colonial First State Asset Management (Australia) Limited ACN 114 194 311	Friday, 26 June 2015	2,387.34		1,301 Units
Colonial First State Asset Management (Australia) Limited ACN 114 194 311	Friday, 3 July 2015	82,109.83		43,909 Units
Colonial First State Asset Management	Thursday, 9 July 2015	18,204.38		9,709 Units

(Australia) Limited ACN 114 194 311				
Colonial First State Asset Management (Australia) Limited ACN 114 194 311	Friday, 10 July 2015	12,894.38		6,877 Units
Colonial First State Asset Management (Australia) Limited ACN 114 194 311	Monday, 13 July 2015	7,440.73		3,979 Units
Colonial First State Asset Management (Australia) Limited ACN 114 194 311	Wednesday, 22 April 2015	101,046.78		50,415 Units
Colonial First State Asset Management (Australia) Limited ACN 114 194 311	Wednesday, 22 April 2015	72,571.20		36,523 Units
Colonial First State Asset Management (Australia) Limited ACN 114 194 311	Thursday, 23 April 2015	78,098.89		38,778 Units
Colonial First State Asset Management (Australia) Limited ACN 114 194 311	Thursday, 23 April 2015	361,444.34		179,457 Units
Colonial First State Asset Management (Australia) Limited ACN 114 194 311	Friday, 24 April 2015	413,064.94		199,529 Units
Colonial First State Asset Management (Australia) Limited ACN 114 194 311	Monday, 1 June 2015	335,951.71		168,144 Units
Colonial First State Asset Management (Australia) Limited ACN 114 194 311	Wednesday, 10 June 2015	190,867.81		101,283 Units
Colonial First State Asset Management (Australia) Limited ACN 114 194 311	Wednesday, 10 June 2015	255,879.07		134,207 Units
Colonial First State Asset Management (Australia) Limited ACN 114 194 311	Thursday, 18 June 2015	360,407.75		194,112 Units

Colonial First State Asset Management (Australia) Limited ACN 114 194 311	Tuesday, 23 June 2015	352,551.44		181,662 Units
Colonial First State Asset Management (Australia) Limited ACN 114 194 311	Thursday, 25 June 2015	507,563.83		262,755 Units
Colonial First State Asset Management (Australia) Limited ACN 114 194 311	Thursday, 25 June 2015	7,781.69		4,028 Units
Colonial First State Asset Management (Australia) Limited ACN 114 194 311	Friday, 24 April 2015	1,046,291.50		505,406 Units
Colonial First State Asset Management (Australia) Limited ACN 114 194 311	Monday, 27 April 2015	351,482.21		168,117 Units
Colonial First State Asset Management (Australia) Limited ACN 114 194 311	Wednesday, 29 April 2015	703,501.88		342,370 Units
Colonial First State Asset Management (Australia) Limited ACN 114 194 311	Friday, 1 May 2015	691,327.76		340,522 Units
Colonial First State Asset Management (Australia) Limited ACN 114 194 311	Wednesday, 27 May 2015	567,846.53		284,421 Units
Colonial First State Asset Management (Australia) Limited ACN 114 194 311	Thursday, 28 May 2015	150,682.60		75,330 Units
Colonial First State Asset Management (Australia) Limited ACN 114 194 311	Thursday, 4 June 2015	555,284.77		287,608 Units
Colonial First State Asset Management (Australia) Limited ACN 114 194 311	Tuesday, 9 June 2015	662,169.06		349,651 Units
Colonial First State Asset Management (Australia) Limited ACN	Friday, 26 June 2015	1,306,080.70		707,596 Units

114 194 311				
Colonial First State Asset Management (Australia) Limited ACN 114 194 311	Monday, 29 June 2015	665,595.39		364,550 Units
Colonial First State Asset Management (Australia) Limited ACN 114 194 311	Wednesday, 15 July 2015	382,671.50		200,142 Units
Colonial First State Asset Management (Australia) Limited ACN 114 194 311	Friday, 27 March 2015	23,275.98		11,466 Units
Colonial First State Asset Management (Australia) Limited ACN 114 194 311	Monday, 30 March 2015	14,618.03		7,201 Units
Colonial First State Asset Management (Australia) Limited ACN 114 194 311	Wednesday, 1 April 2015	36,129.45		18,110 Units
Colonial First State Asset Management (Australia) Limited ACN 114 194 311	Tuesday, 7 April 2015	25,080.00		12,540 Units
Colonial First State Asset Management (Australia) Limited ACN 114 194 311	Tuesday, 21 April 2015	21,269.28		10,715 Units
Colonial First State Asset Management (Australia) Limited ACN 114 194 311	Monday, 4 May 2015	21,430.20		10,505 Units
Colonial First State Asset Management (Australia) Limited ACN 114 194 311	Monday, 29 June 2015	30,415.84		16,712 Units
Colonial First State Asset Management (Australia) Limited ACN 114 194 311	Monday, 13 July 2015	125,858.48		67,304 Units
Colonial First State Asset Management (Australia) Limited ACN 114 194 311	Wednesday, 22 April 2015	103,898.24		52,289 Units
Colonial First State Asset Management	Wednesday, 22 April	144,662.36		72,176 Units

(Australia) Limited ACN 114 194 311	2015			
Colonial First State Asset Management (Australia) Limited ACN 114 194 311	Thursday, 23 April 2015	111,809.22		55,516 Units
Colonial First State Asset Management (Australia) Limited ACN 114 194 311	Thursday, 23 April 2015	517,462.57		256,920 Units
Colonial First State Asset Management (Australia) Limited ACN 114 194 311	Friday, 24 April 2015	591,365.05		285,656 Units
Colonial First State Asset Management (Australia) Limited ACN 114 194 311	Monday, 1 June 2015	546,798.65		273,673 Units
Colonial First State Asset Management (Australia) Limited ACN 114 194 311	Wednesday, 10 June 2015	220,409.24		116,959 Units
Colonial First State Asset Management (Australia) Limited ACN 114 194 311	Wednesday, 10 June 2015	295,482.96		154,979 Units
Colonial First State Asset Management (Australia) Limited ACN 114 194 311	Thursday, 18 June 2015	488,820.84		263,274 Units
Colonial First State Asset Management (Australia) Limited ACN 114 194 311	Tuesday, 23 June 2015	736,057.05		379,274 Units
Colonial First State Asset Management (Australia) Limited ACN 114 194 311	Thursday, 25 June 2015	941,323.21		487,303 Units
Colonial First State Asset Management (Australia) Limited ACN 114 194 311	Thursday, 25 June 2015	14,429.36		7,469 Units

Commonwealth Private Limited ACN 125 238 039

Holder of relevant	Date of acquisition	Consideration Cash	Consideration Non-	Class and number of
--------------------	---------------------	--------------------	--------------------	---------------------

interest			Cash	securities
Commonwealth Private Limited ACN 125 238 039	Monday, 25 May 2015	40,871.59		20,747 Units

Colonial First State Investments Limited (Note 1) ACN 002 348 352

Holder of relevant interest	Date of acquisition	Consideration Cash	Consideration Non-Cash	Class and number of securities
Colonial First State Investments Limited (Note 1) ACN 002 348 352	Thursday, 2 July 2015	335,105.89		177,596 Units
Colonial First State Investments Limited (Note 1) ACN 002 348 352	Tuesday, 30 June 2015	60,261.86		32,735 Units
Colonial First State Investments Limited (Note 1) ACN 002 348 352	Thursday, 2 July 2015	15,357.05		8,103 Units
Colonial First State Investments Limited (Note 1) ACN 002 348 352	Tuesday, 7 July 2015	22,924.72		12,194 Units
Colonial First State Investments Limited (Note 1) ACN 002 348 352	Wednesday, 27 May 2015	303,695.22		151,992 Units
Colonial First State Investments Limited (Note 1) ACN 002 348 352	Wednesday, 3 June 2015	418,167.52		213,656 Units
Colonial First State Investments Limited (Note 1) ACN 002 348 352	Wednesday, 10 June 2015	79,696.88		42,032 Units
Colonial First State Investments Limited (Note 1) ACN 002 348 352	Thursday, 9 July 2015	32,238.68		17,216 Units
Colonial First State Investments Limited (Note 1) ACN 002 348 352	Friday, 13 March 2015	276,100.00		138,050 Units

Colonial First State Investments Limited (Note 1) ACN 002 348 352	Tuesday, 31 March 2015	6,137.66		3,029 Units
Colonial First State Investments Limited (Note 1) ACN 002 348 352	Friday, 13 March 2015	902,043.48		449,897 Units
Colonial First State Investments Limited (Note 1) ACN 002 348 352	Tuesday, 17 March 2015	1,150,728.71		572,331 Units
Colonial First State Investments Limited (Note 1) ACN 002 348 352	Tuesday, 12 May 2015	137,508.00		70,000 Units
Colonial First State Investments Limited (Note 1) ACN 002 348 352	Monday, 30 March 2015	27,629.76		13,645 Units
Colonial First State Investments Limited (Note 1) ACN 002 348 352	Monday, 29 June 2015	9,782.92		5,352 Units
Colonial First State Investments Limited (Note 1) ACN 002 348 352	Wednesday, 1 July 2015	53,382.22		28,793 Units
Colonial First State Investments Limited (Note 1) ACN 002 348 352	Tuesday, 30 June 2015	1,961,078.71		1,065,572 Units
Colonial First State Investments Limited (Note 1) ACN 002 348 352	Wednesday, 1 July 2015	452,870.03		244,980 Units
Colonial First State Investments Limited (Note 1) ACN 002 348 352	Friday, 3 July 2015	535,050.35		286,798 Units
Colonial First State Investments Limited (Note 1) ACN 002 348 352	Wednesday, 18 March 2015	62,674.82		31,710 Units
Colonial First State Investments Limited (Note 1) ACN 002 348	Friday, 22 May 2015	25,267.28		12,769 Units

352				
Colonial First State Investments Limited (Note 1) ACN 002 348 352	Wednesday, 8 July 2015	276,848.90		146,963 Units
Colonial First State Investments Limited (Note 1) ACN 002 348 352	Thursday, 19 March 2015	548,151.33		271,483 Units
Colonial First State Investments Limited (Note 1) ACN 002 348 352	Wednesday, 27 May 2015	572,218.91		286,181 Units
Colonial First State Investments Limited (Note 1) ACN 002 348 352	Tuesday, 7 July 2015	156,019.37		82,633 Units
Colonial First State Investments Limited (Note 1) ACN 002 348 352	Wednesday, 8 July 2015	128,191.56		68,187 Units
Colonial First State Investments Limited (Note 1) ACN 002 348 352	Wednesday, 8 July 2015	300,194.25		159,398 Units
Colonial First State Investments Limited (Note 1) ACN 002 348 352	Wednesday, 8 July 2015	287,058.50		152,213 Units
Colonial First State Investments Limited (Note 1) ACN 002 348 352	Thursday, 9 July 2015	534,347.89		285,488 Units
Colonial First State Investments Limited (Note 1) ACN 002 348 352	Thursday, 9 July 2015	21,473.13		11,456 Units
Colonial First State Investments Limited (Note 1) ACN 002 348 352	Friday, 10 July 2015	347,878.93		185,397 Units
Colonial First State Investments Limited (Note 1) ACN 002 348 352	Friday, 10 July 2015	133,673.92		71,213 Units
Colonial First State Investments Limited	Monday, 13 July 2015	409,710.62		217,908 Units

(Note 1) ACN 002 348 352				
Colonial First State Investments Limited (Note 1) ACN 002 348 352	Tuesday, 23 June 2015	1,077,225.80		549,605 Units
Colonial First State Investments Limited (Note 1) ACN 002 348 352	Friday, 19 June 2015	7,032.80		3,725 Units
Colonial First State Investments Limited (Note 1) ACN 002 348 352	Wednesday, 1 July 2015	5,632.45		3,038 Units
Colonial First State Investments Limited (Note 1) ACN 002 348 352	Friday, 3 July 2015	4,612.64		2,473 Units
Colonial First State Investments Limited (Note 1) ACN 002 348 352	Tuesday, 7 July 2015	4,825.62		2,566 Units
Colonial First State Investments Limited (Note 1) ACN 002 348 352	Monday, 13 July 2015	4,358.58		2,320 Units

Avanteos Investments Limited ACN 096 259 979

Holder of relevant interest	Date of acquisition	Consideration Cash	Consideration Non-Cash	Class and number of securities
Avanteos Investments Limited ACN 096 259 979	Friday, 13 March 2015	24,992.13		12,437 Units
Avanteos Investments Limited ACN 096 259 979	Tuesday, 17 March 2015	30,704.00		15,200 Units
Avanteos Investments Limited ACN 096 259 979	Tuesday, 24 March 2015	11,977.00		5,900 Units
Avanteos Investments Limited ACN 096 259 979	Friday, 27 March 2015	9,575.51		4,717 Units
Avanteos Investments Limited ACN 096 259 979	Friday, 27 March 2015	11,627.12		5,756 Units

979				
Avanteos Investments Limited ACN 096 259 979	Wednesday, 8 April 2015	55,860.00		27,930 Units
Avanteos Investments Limited ACN 096 259 979	Friday, 17 April 2015	24,796.84		12,500 Units
Avanteos Investments Limited ACN 096 259 979	Monday, 20 April 2015	11,770.50		5,900 Units
Avanteos Investments Limited ACN 096 259 979	Monday, 27 April 2015	18,805.82		8,998 Units
Avanteos Investments Limited ACN 096 259 979	Tuesday, 28 April 2015	15,106.00		7,280 Units
Avanteos Investments Limited ACN 096 259 979	Tuesday, 28 April 2015	49,920.00		24,000 Units
Avanteos Investments Limited ACN 096 259 979	Monday, 4 May 2015	10,073.67		4,926 Units
Avanteos Investments Limited ACN 096 259 979	Monday, 11 May 2015	39,620.10		20,318 Units
Avanteos Investments Limited ACN 096 259 979	Monday, 11 May 2015	33,464.16		16,404 Units
Avanteos Investments Limited ACN 096 259 979	Thursday, 14 May 2015	15,746.76		7,719 Units
Avanteos Investments Limited ACN 096 259 979	Friday, 12 June 2015	9,687.21		5,052 Units
Avanteos Investments Limited ACN 096 259 979	Friday, 12 June 2015	9,988.33		5,208 Units
Avanteos Investments Limited ACN 096 259 979	Thursday, 25 June 2015	17,636.08		8,998 Units
Avanteos Investments Limited ACN 096 259 979	Thursday, 9 July 2015	9,346.58		5,000 Units


Avanteos Investments Limited ACN 096 259 979	Tuesday, 14 July 2015	6,087.17		3,187 Units
--	-----------------------	----------	--	-------------

Realindex Investments Pty Limited ACN 133 312 017

Holder of relevant interest	Date of acquisition	Consideration Cash	Consideration Non-Cash	Class and number of securities
Realindex Investments Pty Limited ACN 133 312 017	Tuesday, 12 May 2015	54,406.67		27,492 Units
Realindex Investments Pty Limited ACN 133 312 017	Wednesday, 22 April 2015	85,928.00		42,964 Units
Realindex Investments Pty Limited ACN 133 312 017	Tuesday, 12 May 2015	705,131.55		356,307 Units
Realindex Investments Pty Limited ACN 133 312 017	Thursday, 4 June 2015	203,620.79		105,503 Units
Realindex Investments Pty Limited ACN 133 312 017	Monday, 22 June 2015	67,211.38		34,915 Units
Realindex Investments Pty Limited ACN 133 312 017	Wednesday, 24 June 2015	59,846.64		30,534 Units
Realindex Investments Pty Limited ACN 133 312 017	Monday, 29 June 2015	259,137.06		142,383 Units
Realindex Investments Pty Limited ACN 133 312 017	Wednesday, 8 July 2015	102,601.00		54,575 Units
Realindex Investments Pty Limited ACN 133 312 017	Friday, 10 July 2015	89,851.88		47,921 Units

Annexure C

This is annexure C referred to in Form 603, Notice of initial substantial holder dated **15/07/2015**



Carla Collingwood Company Secretary Dated the 16 July 2015

Commonwealth Bank of Australia will, if requested by the company or responsible entity to whom this form must be given or by the Australian Securities and Investments Commission (ASIC), give a copy of one or more of the following agreements to the company, responsible entity or ASIC (as appropriate).

Barclays Capital Securities Ltd

Type of agreement:	Global Master Securities Lending Agreement
Parties to agreement:	(1) Commonwealth Bank of Australia and (2) Barclays Capital Securities Ltd
Can the parties exercise voting rights attaching to the securities?	No
If yes, in what circumstances?	N/A
Date on which the securities were (or are) expected to be delivered to the borrower or its nominee (ie borrow date):	The dates indicated in Annexure B on which securities were borrowed.
Scheduled date (if any) when the securities are expected to be returned to the borrower or its nominee (ie return date):	Any particular day.
Does the borrower have the right to return the securities early? [Yes/No]	Yes
If yes, in which circumstances?	At any time subject to giving notice.
Does the lender have the right to recall the securities early (ie before the scheduled return date)? [Yes/No]	Yes
If yes, in which circumstances?	At any time subject to giving notice.
Are there circumstances in which the borrower will not be required to return the securities on settlement? [Yes/No]	No
If yes, in which circumstances?	N/A

Citigroup Global Markets Australia Pty Ltd

Type of agreement:	Australian Master Securities Lending Agreement
--------------------	--

Parties to agreement:	(1) Commonwealth Bank of Australia and (2) Citigroup Global Markets Australia Pty Ltd
Can the parties exercise voting rights attaching to the securities?	Yes
If yes, in what circumstances?	In limited circumstances where a number of conditions are met and voting is administratively possible, CBA may be required to exercise voting rights as instructed by the lender.
Date on which the securities were (or are) expected to be delivered to the borrower or its nominee (ie borrow date):	The dates indicated in Annexure B on which securities were borrowed.
Scheduled date (if any) when the securities are expected to be returned to the borrower or its nominee (ie return date):	Any particular day.
Does the borrower have the right to return the securities early? [Yes/No]	Yes
If yes, in which circumstances?	At any time subject to giving notice.
Does the lender have the right to recall the securities early (ie before the scheduled return date)? [Yes/No]	Yes
If yes, in which circumstances?	At any time subject to giving notice.
Are there circumstances in which the borrower will not be required to return the securities on settlement? [Yes/No]	No
If yes, in which circumstances?	N/A

Macquarie Bank Limited

Type of agreement:	Australian Master Securities Lending Agreement
Parties to agreement:	(1) Commonwealth Securities Limited and (2) Macquarie Bank Limited
Can the parties exercise voting rights attaching to the securities?	Yes
If yes, in what circumstances?	In limited circumstances where a number of conditions are met and voting is administratively possible, CBA may be required to exercise voting rights as instructed by the lender.
Date on which the securities were (or are) expected to be delivered to the borrower or its nominee (ie borrow date):	The dates indicated in Annexure B on which securities were borrowed.
Scheduled date (if any) when the securities are expected to be returned to the borrower or its nominee (ie return date):	Any particular day.
Does the borrower have the right to return the securities early? [Yes/No]	Yes

If yes, in which circumstances?	At any time subject to giving notice.
Does the lender have the right to recall the securities early (ie before the scheduled return date)? [Yes/No]	Yes
If yes, in which circumstances?	At any time subject to giving notice.
Are there circumstances in which the borrower will not be required to return the securities on settlement? [Yes/No]	No
If yes, in which circumstances?	N/A

Morgan Stanley Australia Securities Limited

Type of agreement:	Australian Master Securities Lending Agreement
Parties to agreement:	(1) Commonwealth Bank of Australia and (2) Morgan Stanley Australia Securities Limited
Can the parties exercise voting rights attaching to the securities?	No
If yes, in what circumstances?	N/A
Date on which the securities were (or are) expected to be delivered to the borrower or its nominee (ie borrow date):	The dates indicated in Annexure B on which securities were borrowed.
Scheduled date (if any) when the securities are expected to be returned to the borrower or its nominee (ie return date):	Any particular day.
Does the borrower have the right to return the securities early? [Yes/No]	Yes
If yes, in which circumstances?	At any time subject to giving notice.
Does the lender have the right to recall the securities early (ie before the scheduled return date)? [Yes/No]	Yes
If yes, in which circumstances?	At any time subject to giving notice.
Are there circumstances in which the borrower will not be required to return the securities on settlement? [Yes/No]	No
If yes, in which circumstances?	N/A